



At Canolight, we pride ourselves on delivering high-quality, energy-efficient lighting solutions and services. With extensive experience in the lighting industry and a team of skilled professionals, we have successfully provided top-tier lighting equipment for a diverse array of applications, including residential, commercial, industrial, hospitality, retail, resorts, restaurants, cafes, facades, and outdoor spaces. Our products comply with all relevant approvals, safety standards, and certifications in both Canada and the United States.

In addition to premium lighting equipment, we offer professional lighting design services. Our expert team employs advanced design software to calculate and simulate lighting for both interior and exterior spaces, ensuring optimal solutions. We also provide 3D lighting design and simulation services, enabling customers to visualize their lighting setup and make adjustments prior to installation. This process guarantees complete customer satisfaction with the final outcome.


At Canolight, our goal is to exceed your lighting expectations. We believe that Canadian brightness is more than just illumination; it's about living sustainably and preserving our planet for future generations

LED Exterior Lights	1
LED Strip Lights	19
Aluminum Profiles	33
LED Track Lights	38
LED Linear Lights	42
LED Downlights	44
LED Vanity Lights	66
Controllers	69
LED Power supplies	71
Industrial Lights	76

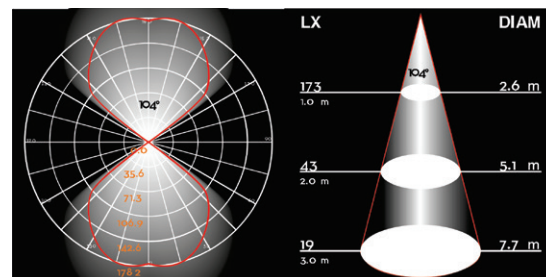
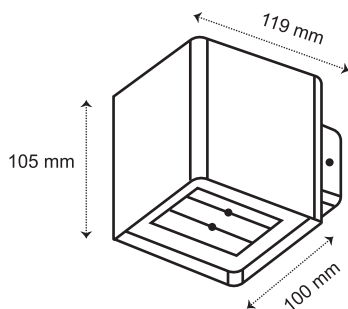


Exterior Lights

Surface-Mount LED Wall Light



Product Code	Power	CCT	Lumen	Beam Angle	Input Voltage
CL-WL-2542-10W-3K	10 W	3000K	883lm	30 ~ 130°	110-220VAC, 50Hz

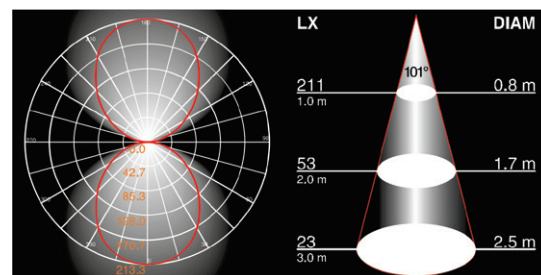
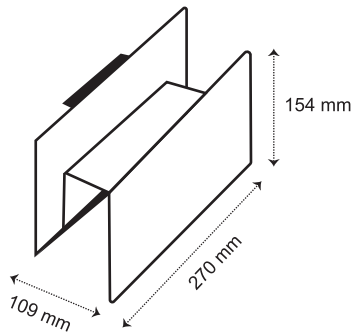


- Die-cast aluminum housing
- Pretreated powder coating for outdoor use
- CREE LED chip
- Silicone rubber gasket
- CRI > 80
- PF 0.9
- IP54
- cETL approved
- Lifetime > 50,000 hours
- 3-Year Warranty

Surface-Mount LED Wall Light




Product Code	Power	CCT	Lumen	Beam Angle	Input Voltage
CL-WL-1521-15W-3K	15 W	3000K	1200lm	100°	110-220VAC, 50Hz

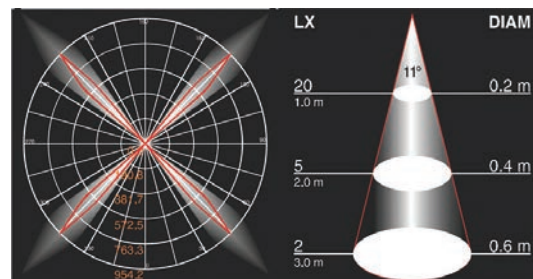
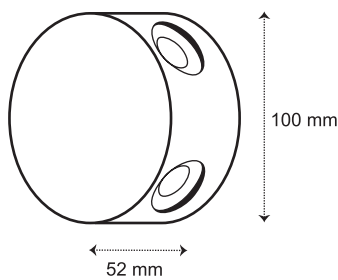


- Die-cast aluminum housing
- Pretreated powder coating for outdoor use
- PHILIPS LED chip
- Silicone rubber gasket
- CRI > 80
- PF 0.97
- IP54
- cETL approved
- Designed by Franco Pagliarini
- Lifetime > 50,000 hours
- 3-Year Warranty

Surface-Mount LED Wall Light



Product Code	Power	CCT	Lumen	Beam Angle	Input Voltage
CL-WL-2442A-4W-3K	4 W	3000K	321lm	11°	110-220VAC, 50Hz



- Die-cast aluminum housing
- Pretreated powder coating for outdoor use
- CREE LED chip
- Silicone rubber gasket
- CRI > 80
- PF 0.53
- IP54
- cETL approved
- Lifetime > 50,000 hours
- 3-Year Warranty

Surface-Mount LED Wall Lights



CL-WL-1141-7W-3K



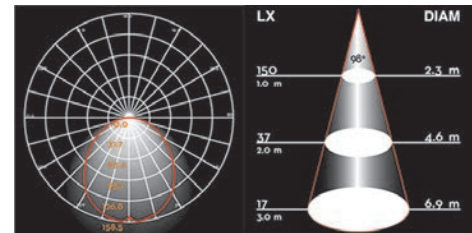
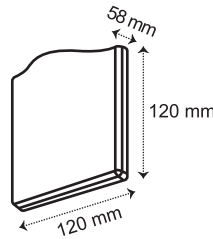
CL-WL-1142-14W-3K



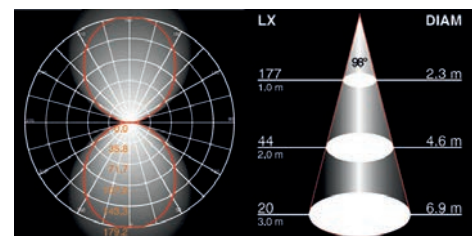
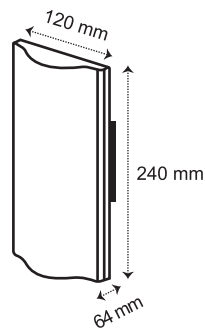
CL-WL-1143-15W-3K

Product Code	Power	CCT	Lumen	Beam Angle	Input Voltage
CL-WL-1141-7W-3K	7 W	3000K	377lm	98°	110-220VAC, 50Hz
CL-WL-1142-14W-3K	14 W	3000K	990 lm	98°	110-220VAC, 50Hz
CL-WL-1143-15W-3K	15 W	3000K	752 lm	97°	110-220VAC, 50Hz

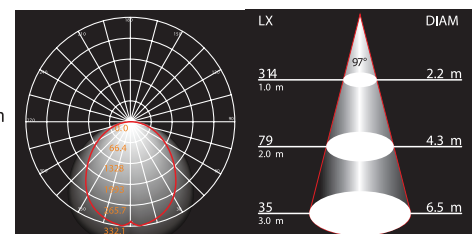
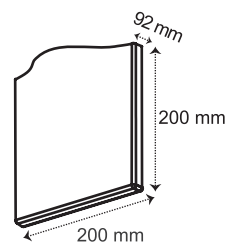
Available in White and Black body color



CL-WL-1141



CL-WL-1142



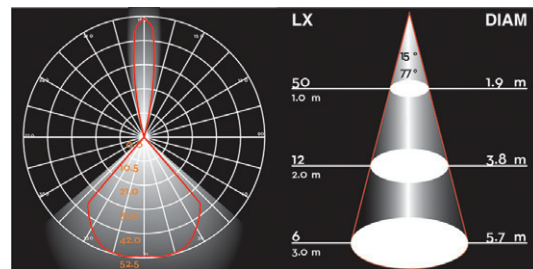
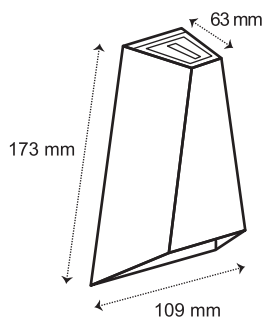
CL-WL-1143

- Die-cast aluminum housing
- Pretreated powder coating for outdoor use
- CREE LED chip
- Silicone rubber gasket
- CRI > 80
- PF 0.90
- IP54
- cETL approved
- Designed by Franco Pagliarini
- Lifetime > 50,000 hours
- 3-Year Warranty

Surface Mount LED Wall Light



Product Code	Power	CCT	Lumen	Beam Angle	Input Voltage
CL-WL-2553-8W-3K	8 W	3000K	160lm	15°/78°	110-220VAC, 50Hz

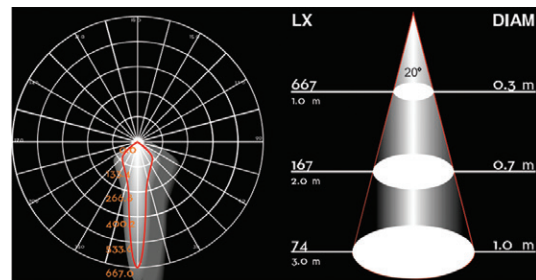
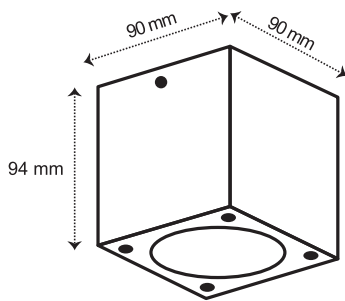


- Die-cast aluminum housing
- Pretreated powder coating for outdoor use
- CREE LED chip
- Silicone rubber gasket
- CRI > 80
- PF 0.88
- IP54
- cETL approved
- Lifetime > 50,000 hours
- 3-Year Warranty

Surface-Mount LED Ceiling Light



Product Code	Power	CCT	Lumen	Beam Angle	Input Voltage
CL-SCL-2386-7W-3K	7 W	3000K	575 lm	20°	110-240VAC, 50/60Hz

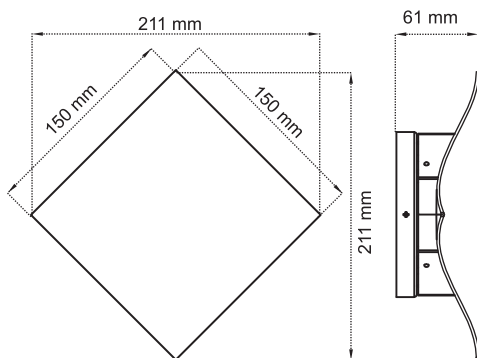


- Die-cast aluminum housing
- Pretreated powder coating for outdoor use
- OSRAM LED chip
- CRI > 80
- PF 0.8
- IP54
- cETL approved
- Lifetime > 50,000 hours
- 3-Year Warranty


Surface-Mount LED Wall Light



Product Code	Power	CCT	Lumen	Beam Angle	Input Voltage
CL-WL-18208-11W-3K-WH	11W	3000K	740lm	120°	110-240VAC ,50/60Hz
CL-WL-18208-11W-3K-BL	11W	3000K	740lm	120°	110-240VAC ,50/60Hz



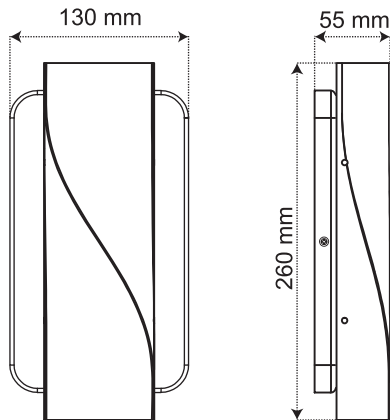
- Available in White and Black body colors
- Die-cast aluminum housing
- Pretreated powder coating for outdoor use
- OSRAM LED chip
- CRI > 80
- PF 0.8
- IP65
- cETL approved
- Lifetime > 50,000 hours
- 3-Year Warranty



Surface-Mount LED Wall Light



Product Code	Power	CCT	Lumen	Beam Angle	Input Voltage
CL-WL-18209-11W-3K-WH	11W	3000K	710lm	110°	110-240VAC, 50/60Hz
CL-WL-18209-11W-3K-BL	11W	3000K	710lm	110°	110-240VAC, 50/60Hz



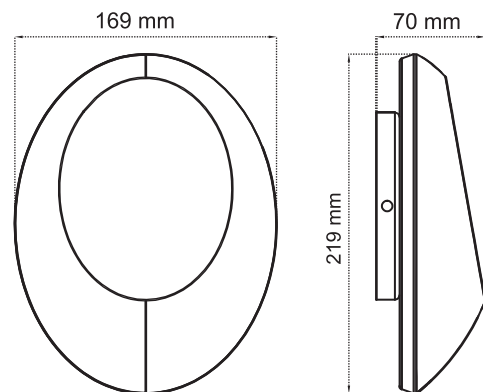
- Available in White and Black body colors
- Die-cast aluminum housing
- Pretreated powder coating for outdoor use
- OSRAM LED chip
- CRI > 80
- PF 0.8
- IP65
- cETL approved
- Lifetime > 50,000 hours
- 3-Year Warranty



Surface-Mount LED Wall Light




Product Code	Power	CCT	Lumen	Beam Angle	Input Voltage
CL-WL-16106-13W-3K-BL	13W	3000K	960lm	128°	110-240VAC, 50/60Hz



- Die-cast aluminum + PC housing
- Pretreated powder coating
- OSRAM LED chip
- CRI > 80
- PF 0.8
- IP65
- cETL approved
- Lifetime > 50,000 hrs
- 3-Year Warranty


LED Exterior Lights



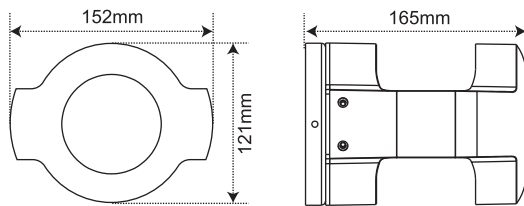
CL-GL-16402-12W-3K-BL



CL-WL-16404-13W-3K-BL



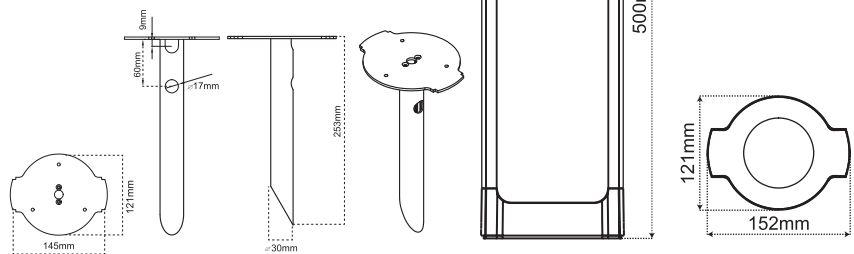
Product Code	Power	Lumen	CCT	Beam Angle	IP	Input Voltage
CL-WL-16404-13W-3K-BL	13W	500lm	3000K	330°	65	110-240VAC
CL-GL-16402-12W-3K-BL	12W	900lm	3000K	247°	65	12-24VAC/DC



CL-WL-16404-13W-3K-BL

Spike is available


- Die-cast aluminum housing
- Pretreated powder-coated for outdoor use
- OSRAM LED chip
- CRI > 80
- PF 0,8
- IP65
- cETL approved
- Lifetime > 50,000 hrs
- 3-Year Warranty



Spike

CL-GL-16402-12W-3K-BL

LED Exterior Lights

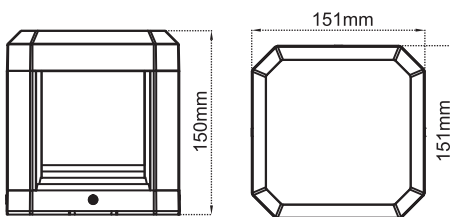


CL-GL-16603-12W-3K



CL-WL-16604-13W-3K

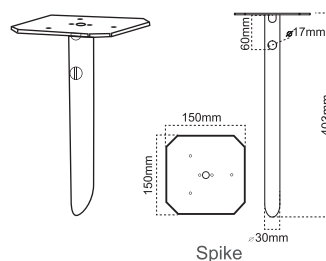
Product Code	Power	CCT	Lumen	Beam Angle	Input Voltage
CL-WL-16604-13W-3K	13W	3000K	515lm	335°	110-240VAC, 50/60Hz
CL-GL-16603-12W-3K	12W	3000K	988lm	236°	12-24VAC/DC



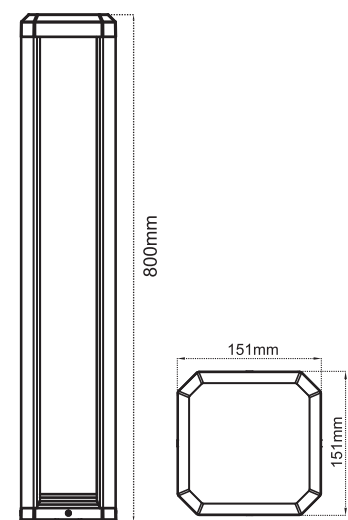
CL-WL-16604-13W-3K

Spike is available

- Die-cast aluminum housing
- Pretreated powder-coated for outdoor use
- OSRAM LED chip
- CRI > 80
- PF 0.8
- IP65
- cETL approved
- Lifetime > 50,000 hrs
- 3-Year Warranty



Spike



CL-GL-16603-12W-3K

LED Exterior Lights



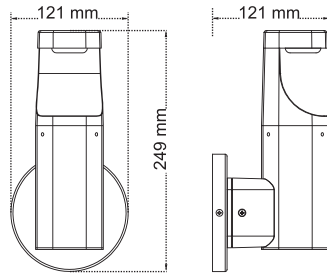
CL-GL-14406-7W-3K-BL



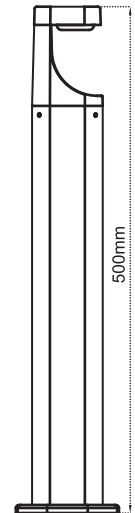
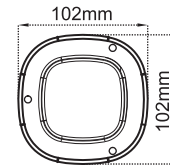
CL-WL-14408-7W-3K-BL



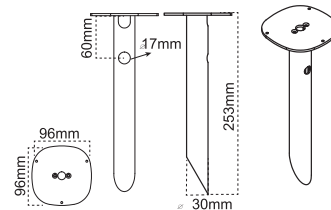
Product Code	Power	CCT	Lumen	Beam Angle	Input Voltage
CL-WL-14408-7W-3K-BL	7W	3000K	290lm	114°	110-240VAC, 50/60Hz
CL-GL-14406-7W-3K-BL	7W	3000K	338lm	189°	12-24VAC/DC



CL-WL-14408-7W-3K-BL



CL-GL-14406-7W-3K-BL



Spike

Spike is available

- Die-cast aluminum housing
- Pretreated powder-coated for outdoor use
- OSRAM LED chip
- CRI > 80
- PF 0.8
- IP65
- cETL approved
- Lifetime > 50,000 hrs
- 3-Year Warranty



LED Garden Lights



CL-GL045-524-3CCT-BL



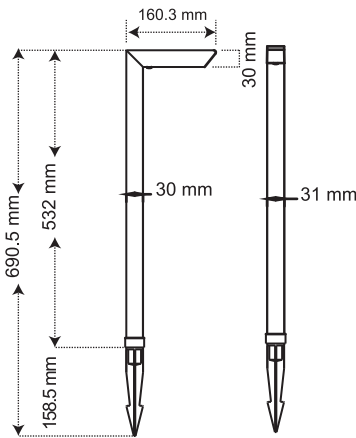
Head A

Head B

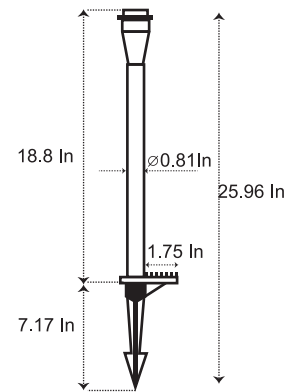
Head C

CL-GL065-524-3CCT-BL

Product Code	Power	Lumen	Color Temp	IP	Input Voltage
CL-GL065-524-3CCT-BL	5 W	200lm	3CCT Adjustable	65	12-24VAC/DC
CL-GL045-524-3CCT-BL	5 W	220lm	3000K,4000K,5000K	65	12-24VAC/DC

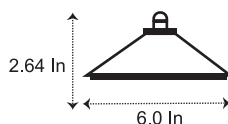


CL-GL045-524-3CCT-BL

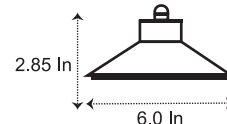


CL-GL065-524-3CCT-BL

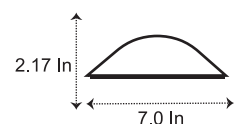
- Die-cast aluminum housing + spike
- Epoxy powder paint finish
- CRI > 90
- Operating temp: -40°C to +40°C
- Lifetime > 50,000 hrs
- 5-Year Warranty



CL-GL065-HEAD A-BL



CL-GL065-HEAD B-BL



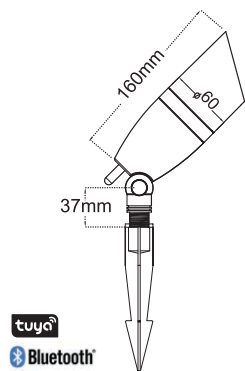
CL-GL065-HEAD C-BL

Landscape LED Spot Lights

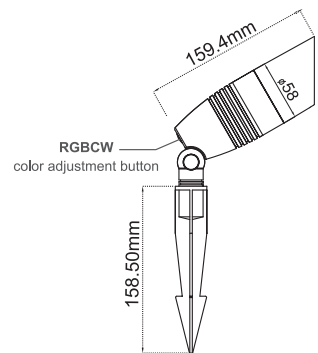


Product Code	Power	Lumen	CCT	Beam Angle	IP	Input Voltage
CL-LS13-60-724-3K-BL	7 W	650lm	3000K	60°	65	12-24VAC/DC
CL-LS13-60-724-5K-BL	7 W	650lm	5000K	60°	65	12-24VAC/DC
CL-LS13-30-724-5CCT-BL	7W	650lm	5CCT 2700k-3000K-3500K 4000K-5000K	30°	65	12-24VAC/DC
CL-LS13-30-524-RGBCW-M-BL	5W		RGBCW Manual button	30°	65	12-24VAC/DC
CL-LS13-30-724-RGBCW	7 W		RGBCW	30°	65	12-24VAC/DC

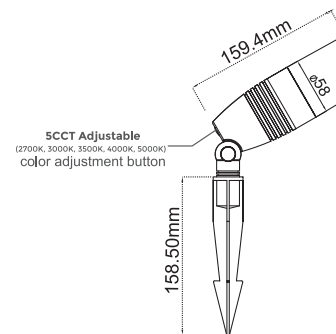
tuya Bluetooth



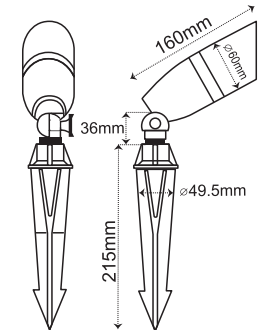
CL-LS13-30-724-RGBCW-BL



CL-LS13-30-524-RGBCW-M-BL



CL-LS13-30-724-5CCT-BL



CL-LS13-60-724-3K & 5K

- Die-cast aluminum housing & spike
- 180° Adjustable light head
- Tempered glass lens
- CRI > 90
- Operating temp: -40°C to +40°C
- Lifetime > 50,000 hrs
- 5-Year Warranty

LED In-ground Lights



CL-IG066-624-3K-BL

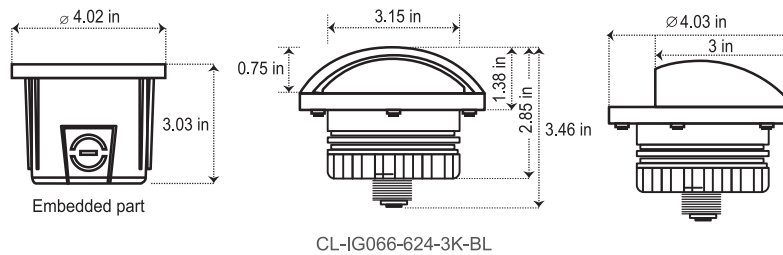


CL-IG024-124-SS

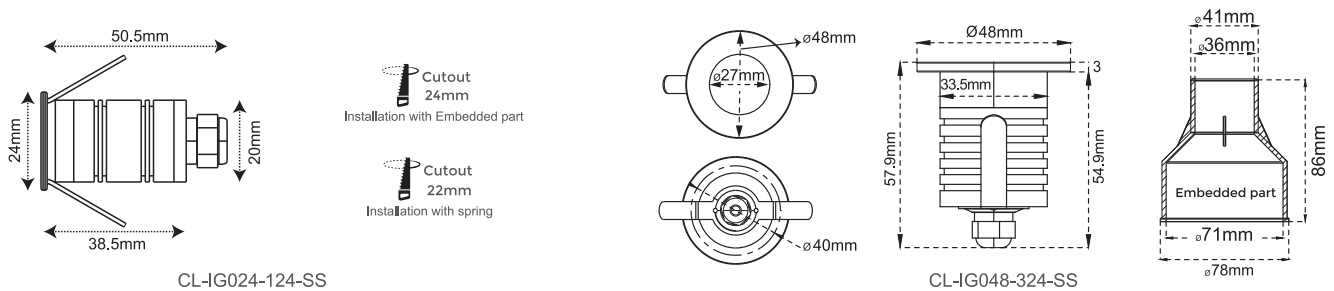


CL-IG048-324-SS

Product Code	Power	Lumen	CCT	Beam Angle	IP	Input Voltage
CL-IG066-624-3K-BL	6 W	220 lm	3000K	120°	66	12-24VAC/DC
CL-IG024-124-3K-SS	1W	80lm	3000K	30°	67	12-24VAC/DC
CL-IG024-124-5K-SS	1W	80lm	5000K	30°	67	12-24VAC/DC
CL-IG048-324-3K-SS	3W	250lm	3000K	30°	67	12-24VDC/9-17VAC
CL-IG048-324-5K-SS	3W	250lm	5000K	30°	67	12-24VDC/9-17VAC



CL-IG066-624-3K-BL



CL-IG024-124-SS

CL-IG048-324-SS

- CL-IG066-624: Die-cast aluminum
- CL-IG024-124: Stainless steel body
- CL-IG048-324: Stainless steel 304 body with ABS embedded enclosure
- Pretreated powder coating for outdoor use
- CRI > 90
- Operating temp: -40°C to +40°C
- Lifetime > 50,000 hrs
- 5-Year Warranty

LED Deck Lights



CL-DL025-524

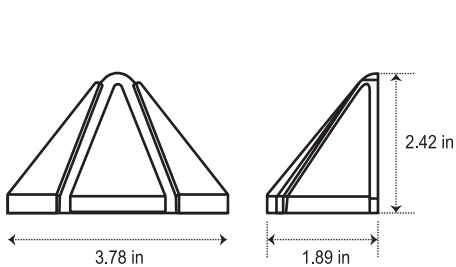


CL-DL013-324

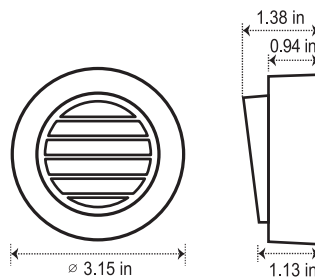


CL-DL062-324

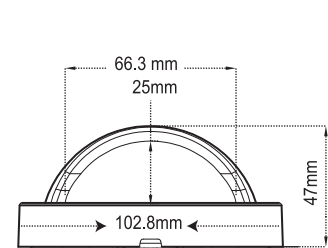
Product Code	Power	Lumen	CCT	Beam Angle	IP	Input Voltage
CL-DL025-524-3K-BL	5 W	300lm	3000K	120°	65	12-24VAC/DC
CL-DL025-524-5K-BL	5 W	300lm	5000K	120°	65	12-24VAC/DC
CL-DL013-324-3K-BL	3.5 W	110lm	3000K	55°	65	12-24VAC/DC
CL-DL062-324-3CCT-BL	3 W	120lm	3CCT (3000K-4000K-5000K)	55°	65	12-24VAC/DC



CL-DL025-524



CL-DL013-324



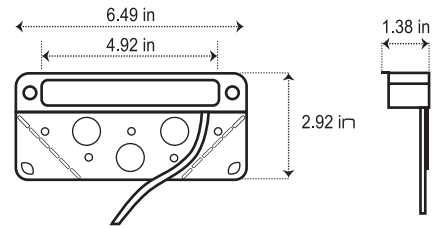
CL-DL062-324

- Die-cast aluminum body
- Epoxy powder paint finish
- CRI > 90
- Operating temp: -40°C to +40°C
- Lifetime > 50,000 hrs
- 5-Year Warranty

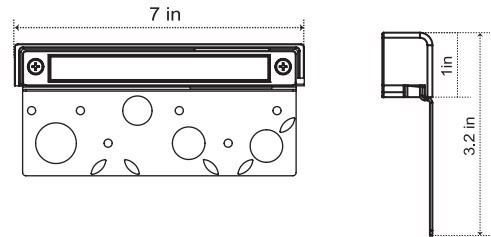
LED Hardscape Lights



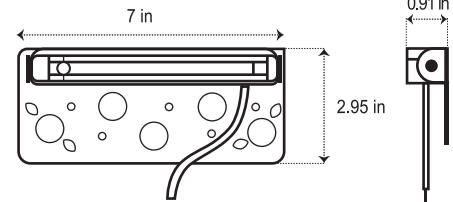
7 inch Smart LED Hardscape Light
CL-HS055-524-RGBCW-ORB



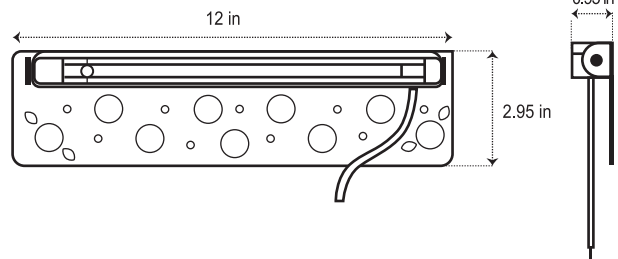
7 inch Replaceable Light Head LED Hardscape
CL-HS045R-324-RGBCW-ORB



7 inch LED Hardscape Light
CL-HS045-524-3CCT-ORB




12 inch LED Hardscape Light
CL-HS047-724-3CCT-ORB



Product Code	Input Voltage	Power	Lumen	CCT	Length
CL-HS055-524-RGBCW-ORB	12-24VAC/DC	5 W		RGBCW Applicable with Tuya app	7 inch
CL-HS045R-324-RGBCW-ORB	7-17VAC & 12-24VDC	3W		RGBCW Manual Button	7 inch
CL-HS045-524-3CCT-ORB	12-24VAC/DC	5 W	200 lm	3CCT Adjustable 3000K 4000K 5000K	7 inch
CL-HS047-724-3CCT-ORB	12-24VAC/DC	7 W	280 lm		12 inch

- Die-cast aluminum housing
- Epoxy powder paint finishing
- Stainless steel bracket
- CRI > 90
- IP65
- Beam Angle 120°
- Operating temp: -40°C to +40°C
- Lifetime > 50,000 hrs
- 5-Year Warranty






LED Strip Lights


cano light
Canadian Brightness

Low Voltage 360° Neon Strip Lights



Product Code	IN Voltage	Power	Lumen	CCT	Diameter	Size	IP
CL-STNEON25-360D-2465-3K	24VDC	14.4W/m	930lm/m	3000K	Φ25mm	5m/Roll	65
CL-STNEON25-360D-2465-4K	24VDC	14.4W/m	930lm/m	4000K	Φ25mm	5m/Roll	65

Installation Accessories



CL-ST-NEON25-360D-Clips kit A
 Color: Transparent
 Material: PC
 Size: L25 x W51.6 x H27.8



CL-ST-NEON25-360D-Clips kit B
 Concealed buckle/Steel needle/Clip



CL-ST-NEON25-360D-Double end vertical pendant kit
 Double end vertical ceiling installation accessory
 Included: pendant end cap\ screws\ plug



CL-ST-NEON25-360D-Embedded kit trimless
 Size: Φ64xH20
 Mounting hole size: Φ40mm



CL-ST-NEON25-360D-Embedded kit with trim
 Size: Φ64xH20
 Mounting hole size: Φ40mm



CL-ST-NEON25-360D-Wall mount clip A
 Cylindrical wall mount clip



CL-ST-NEON25-360D-Wall mount clip B
 Cylindrical wall mount clip



CL-ST-NEON25-360D-Horizontal pendant kit
 Coating: Transparent
 Size: Φ30x H80



CL-ST-NEON25-360D-Horizontal surface mount kit
 Horizontal ceiling installation accessory package
 PC tube length: 1m




CL-ST-NEON25-360D-Mounting kit
 Connecting ring/Connector/screws/wirerope



CL-ST-NEON25-360D-single end vertical surface mount kit B
 Lifting plug\ round tube\ Metal plug\2m wireropee
 Round tube size: L1000 x Φ29.4mm
 Wire rope length: Φ3 x 2000mm, 20AWG



CL-ST-NEON25-360D-Vertical lifting kit A
 Round tube Size: L38x Φ29.4mm
 Telescopic pole length: 0.3-0.6m




CL-ST-NEON25-360D-Vertical lifting kit B
 Round tube Size: L38x Φ29.4mm
 Telescopic pole length: 0.3-0.6m



CL-ST-NEON25-360D-Horizontal lifting kit
 PC tube length: 38mm
 Length of wire rope: 2m

- Maximum 10 meters of strip can be connected in series mode to one power supply.
- Dimmable (requires appropriate driver)
- cUL approved
- 5-Year Warranty

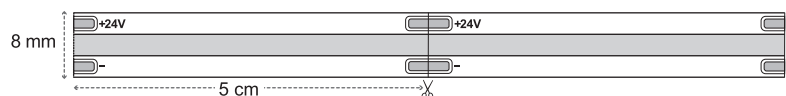
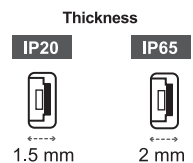
Low-Voltage COB LED Strip Lights




Input Voltage	Power	Lumen	LED Qty	CRI	Reel	PCB Width
24VDC	9W/m	750lm/m	480LED/m	>90	16 ft (5m)	8 mm

	Product Code	Color Temp
IP20	CL-ST-COB-480-9-2420-2.7K	2700K
	CL-ST-COB-480-9-2420-3K	3000K
	CL-ST-COB-480-9-2420-3.5K	3500K
	CL-ST-COB-480-9-2420-4K	4000K
	CL-ST-COB-480-9-2420-5K	5000K
IP65	CL-ST-COB-480-9-2465-3K	3000K
	CL-ST-COB-480-9-2465-4K	4000K
	CL-ST-COB-480-9-2465-5K	5000K

- Installation accessories are available.
- Maximum 10 meters of strips can be connected in series mode to one power supply.
- Dimmable (requires appropriate driver)
- 24V strip, superior performance compared to 12V strip
- cETL or cUL approved
- High-quality 3M back adhesive
- Uniform and dotless light effect
- Lifetime > 50,000 hrs
- 3-Year Warranty



Low-Voltage Long-Run COB LED Strip Lights



IP20

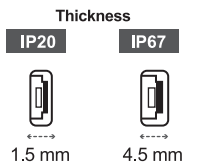


IP67

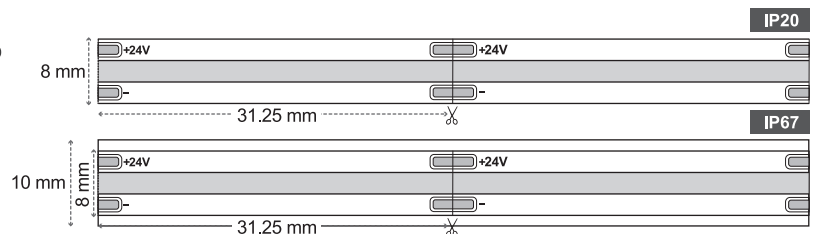
Input Voltage	Power	Lumen	LED Qty	CRI	Reel	PCB Width
24VDC	8W/m	640lm/m	384LED/m	>90	32 ft (10m)	8 mm

IP20	Product Code	Color Temp
	CL-ST-COB-480-9-2420-2.7K	2700K
	CL-ST10-COB-384-8-2420-3K	3000K
	CL-ST-COB-480-9-2420-3.5K	3500K
	CL-ST10-COB-384-8-2420-4K	4000K
	CL-ST10-COB-384-8-2420-5K	5000K

IP67	Product Code	Color Temp
	CL-ST10-COB-384-8-2467-3K	3000K
	CL-ST10-COB-384-8-2467-4K	4000K
	CL-ST10-COB-384-8-2467-5K	5000K



- o Installation accessories are available.
- o Maximum 10 meters of strips can be connected in series mode to one power supply.
- 3-Year Warranty
- Dimmable (requires appropriate driver)
- 24V strip, superior performance compared to 12V strip
- cETL or cUL approved
- High-quality 3M back adhesive
- Uniform and dotless light effect
- Lifetime > 50,000 hrs
- 3-Year Warranty



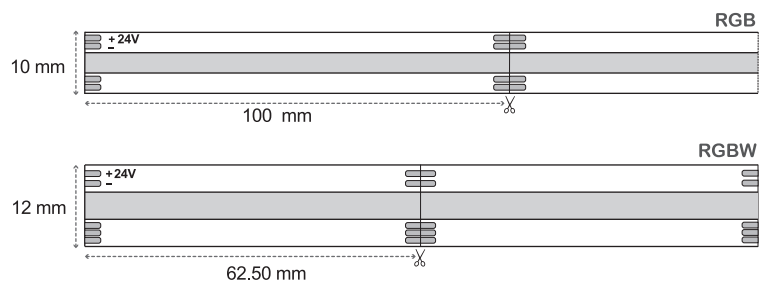
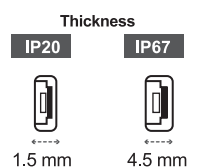
Low-Voltage COB LED Strip Lights RGB, RGBW



Product Code	Power	CCT	LED Qty	IP	Reel	PCB Width
CL-ST-COB-630-9-2420-RGB	9W/m	RGB	630LED/m	20	16 ft (5m)	10 mm
CL-ST10-COB-630-9-2420-RGB	9W/m	RGB	630LED/m	20	32 ft (10m)	10 mm
CL-ST-COB-630-9-2467-RGB	9W/m	RGB	630LED/m	67	16 ft (5m)	10 mm
CL-ST-COB-896-16-2420-RGBW	16W/m	RGBW	896LED/m	20	16 ft (5m)	12 mm
CL-ST10-COB-896-16-2420-RGBW	16W/m	RGBW	896LED/m	20	32 ft (10m)	12 mm

- o Installation accessories are available.
- o Maximum 10 meters of strips can be connected in series mode to one power supply.

- Input Voltage: 24VDC
- Dimmable (requires appropriate driver)
- 24V strip, superior performance compared to 12V strip
- cETL or cUL approved
- High-quality 3M back adhesive
- Uniform and dotless light effect
- Lifetime > 50,000 hrs
- 3-Year Warranty



Low-Voltage SOB LED Strip Light

High Performance Dotted Strip Lights

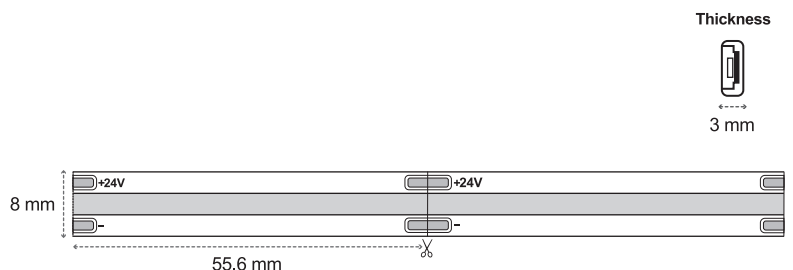


Input Voltage	Power	Lumen	LED Qty	IP	Reel	PCB Width
24VDC	9.6W/m	1300lm/m	288LED/m	40	16 ft (5m) & 32 ft (10m)	8 mm

Product Code	Color Temp	Product Code	Color Temp
CL-SOB-288-9.6-2440-2.7K	2700K	CL-ST10-SOB-288-9.6-2440-2.7K	2700K
CL-SOB-288-9.6-2440-3K	3000K	CL-ST10-SOB-288-9.6-2440-3K	3000K
CL-SOB-288-9.6-2440-3.5K	3500K	CL-ST10-SOB-288-9.6-2440-3.5K	3500K
CL-SOB-288-9.6-2440-4K	4000K	CL-ST10-SOB-288-9.6-2440-4K	4000K
CL-SOB-288-9.6-2440-5K	5000K	CL-ST10-SOB-288-9.6-2440-5K	5000K

- o Installation accessories are available.
- o Maximum 10 meters of strips can be connected in series mode to one power supply.

- 130 lm/W
- Up to 2 times more brighter than COB strip lights
- Better lumen maintenance and longer lifetime.
- CRI >80
- Dimmable subject to appropriate power supply
- 24V strip, superior performance compared to 12V strip
- cUL approved
- High quality 3M back adhesive
- Uniform and dotless light effect
- Lifetime >50,000 hrs
- 5-Year Warranty



Low-Voltage CSP LED Strip Lights



Input Voltage	Power	Lumen	LED Qty	CRI	IP	Reel	PCB Width
---------------	-------	-------	---------	-----	----	------	-----------

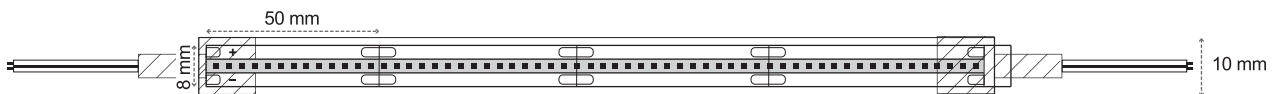
24VDC	10 W/m	950 lm/m	320 LED/m	>90	68	16 ft (5 m)	8 mm
-------	--------	----------	-----------	-----	----	-------------	------

Product Code

Color Temp



CL-ST-CSP-320-10-2468-3K	3000K
CL-ST-CSP-320-10-2468-4K	4000K
CL-ST-CSP-320-10-2468-5K	5000K



- o Installation accessories are available.
- o Maximum 10 meters of strips can be connected in series mode to one power supply.

- Suitable for sauna and underwater
- 24V strip, superior performance compared to 12V strip
- cUL approved
- High quality 3M back adhesive
- Uniform and dotless light effect
- Lifetime >50,000 hrs
- 5-Year Warranty

Thickness
IP68



5 mm

Low-Voltage COB Mini LED Strip Lights

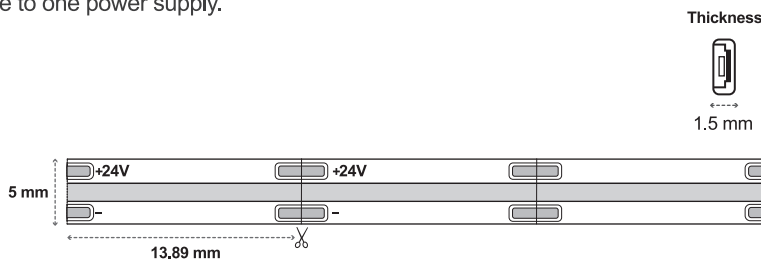


Input Voltage	Power	Lumen	LED Qty	CRI	Reel	PCB Width
24 VDC	6W/m	480lm/m	504LED/m	>90	16 ft (5m)	5 mm

IP20	Product Code	Color Temp
	CL-STMINI-COB-504-6-2420-3K	3000K
	CL-STMINI-COB-504-6-2420-4K	4000K
	CL-STMINI-COB-504-6-2420-5K	5000K

- o Installation accessories are available.
- o Maximum 10 meters of strips can be connected in series mode to one power supply.

- Dimmable subject to appropriate power supply
- 24V strip, superior performance compared to 12V strip
- cETL or cUL approved
- High quality 3M back adhesive
- Uniform and dotless light effect
- Lifetime >50,000 hrs
- 3-Year Warranty



Low-Voltage COB Chaseable Strip Lights

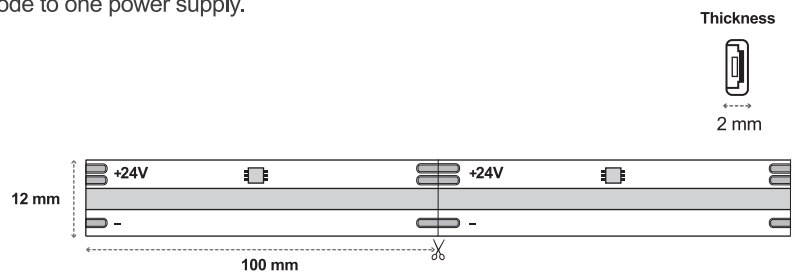


Input Voltage	Power	Lumen	LED Qty	CRI	Reel	PCB Width
24VDC	13W/m	1040lm/m	420LED/m	>90	16 ft (5m)	12 mm


IP20	Product Code	Color Temp
	CL-STCHASE-COB-420-13-2420-3K	3000K
	CL-STCHASE-COB-420-13-2420-4K	4000K

- o Installation accessories are available.
- o Maximum 10 meters of strips can be connected in series mode to one power supply.

- Dimmable subject to appropriate power supply
- 24V strip, superior performance compared to 12V strip
- cETL or cUL approved
- High quality 3M back adhesive
- Uniform and dotless light effect
- Lifetime >50,000 hrs
- 3-Year Warranty



Low-Voltage High-Lumen SMD Strip Lights

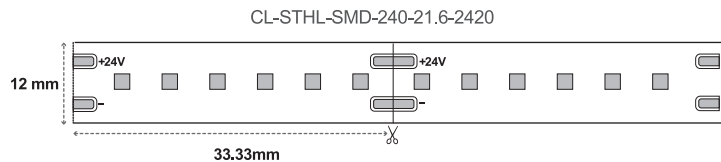


Product Code	Power	Lumen	CCT	LED Qty	IP	Reel	PCB Width
CL-STHL-SMD-240-21.6-2420-3K	21.6W/m	2,592lm/m	3000K	240LED/m	20	16 ft (5m)	12 mm
CL-STHL-SMD-240-21.6-2420-4K	21.6W/m	2,592lm/m	4000K	240LED/m	20	16 ft (5m)	12 mm

Thickness



1.5 mm



- o Installation accessories are available.
- o Maximum 10 meters of strips can be connected in series mode to one power supply.

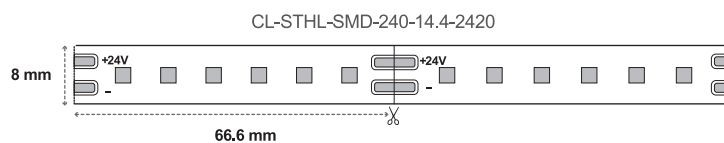
- Input Voltage: 24VDC
- Dimmable subject to appropriate power supply
- 24V strip, superior performance compared to 12V strip
- cUL approved
- CRI >90
- High quality 3M back adhesive
- Lifetime >50,000 hrs
- 5-Year Warranty

Low-Voltage High-Lumen SMD Strip Lights



Product Code	Power	Lumen	CCT	LED Qty	IP	Reel	PCB Width
CL-STHL-SMD-240-14.4-2420-3K	14.4W/m	1,770lm/m	3000K	240LED/m	20	16 ft (5m)	8 mm
CL-STHL-SMD-240-14.4-2420-4K	14.4W/m	1,900lm/m	4000K	240LED/m	20	16 ft (5m)	8 mm
CL-STHL-SMD-240-14.4-2420-5K	14.4W/m	1,950lm/m	5000K	240LED/m	20	16 ft (5m)	8 mm

Thickness



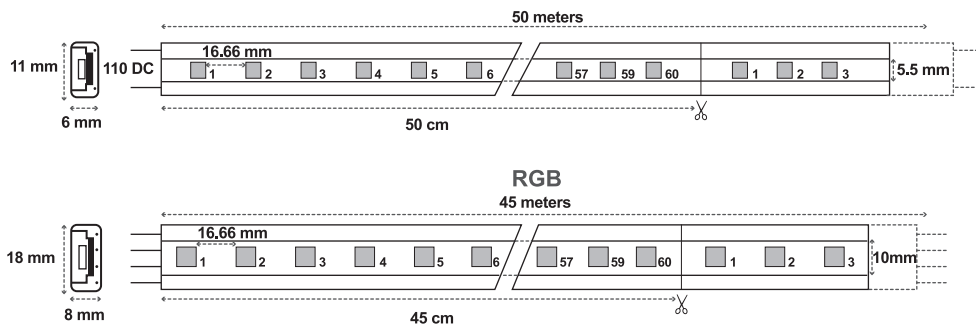
- o Installation accessories are available.
- o Maximum 10 meters of strips can be connected in series mode to one power supply.

- Input Voltage: 24VDC
- Dimmable subject to appropriate power supply
- 24V strip, superior performance compared to 12V strip
- cUL approved
- CRI >90
- High quality 3M back adhesive
- Lifetime >50,000 hrs
- 5-Year Warranty

High-Voltage SMD LED Strip Lights



Product Code	Input Voltage	Power	Lumen	CCT	IP	LED Qty	CRI
CL-ST-SMD-2835-60-6-11065-3K	110 VAC	6W/m	250lm/m	3000K	65	60LED/m	>80
CL-ST-SMD-2835-60-6-11065-4K	110 VAC	6W/m	250lm/m	4000K	65	60LED/m	>80
CL-ST-SMD-5050-60-8-11065-RGB	110 VAC	8W/m		RGB	65	60LED/m	>80



- o Installation accessories are available.
- o Each roll includes 2 middle connectors, 2 endcaps, 4 installation clips, and 1 power cord
- Easy installation
- 50 m/roll in 2835 strips
- 45 m/roll in 5050 strips
- One rectifier can run one roll of strips
- cETL approved
- Unique white PVC cover outlook
- UV resistance
- 2-Year Warranty

High Voltage 360° LED Strip Lights



Product Code	IN Voltage	Power	Lumen	CCT	IP
CL-ST-360-7-11065-3K	110-120 VAC 50/60Hz	7W/m	60lm/W	3000K	65
CL-ST-360-7-11065-4K	110-120 VAC 50/60Hz	7W/m	60lm/W	4000K	65

Installation Accessories

CL-ST-360-11065-Clips

CL-ST-360-11065-End cap

CL-ST-360-11065-L connector

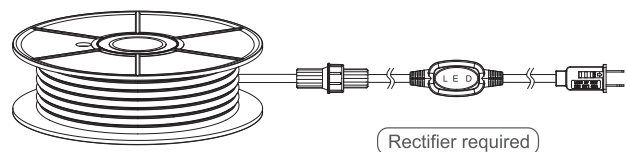
CL-ST-360-11065-Middle connector

CL-ST-360-11065-Rectifier



- Each roll includes 30 meters of strip light, one rectifier, 5pcs end cap, 20pcs clips, 40 pcs screws

- Triac dimmable
- Diameter 13mm
- 2835 SMD LED - 144 pcs/m
- Beam angle: 360°
- Length: 30m/Roll (98.43ft)
- Cutting size: 50cm
- CRI>80
- cETL certificate
- 3-Year Warranty



High Voltage 180° Dotless LED Strip Lights



Product Code	IN Voltage	Power	Lumen	CCT	IP
CL-ST-180-10-11065-3K	110-120VAC 50/60Hz	10W/m	700lm/m	3000K	65
CL-ST-180-10-11065-4K	110-120VAC 50/60Hz	10W/m	700lm/m	4000K	65
CL-ST-180-10-11065-5K	110-120VAC 50/60Hz	10W/m	700lm/m	5000K	65

Installation Accessories

CL-ST-180-11065-plug

1.5 meter plug with female connector

CL-ST-180-11065-middle connector

PCB to PCB no wire

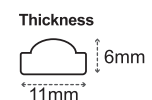
CL-ST-180-11065-middle connector wire

PCB to PCB with wire

CL-ST-180-11065-clips

CL-ST-180-11065-end cap

- Each roll includes 30 meters of strip light, 1.5m plug, 5pcs end cap, 20pcs clips, 40 pcs screws
- Triac dimmable
- SMD2025 - 260 pcs/m
- Beam angle: 180°
- Length: 30m/Roll (98.43ft)
- Cutting size: 5cm
- CRI>90
- cETL certificate
- 3-Year Warranty







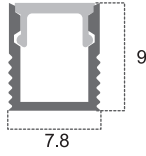
Aluminum Profiles

cano light
Canadian Brightness


Aluminum Profiles




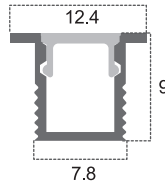
CL-Alu-0809 SL




CL-Alu-0809 BL




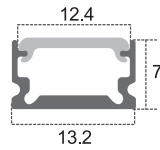
CL-Alu-0809A SL




CL-Alu-0809A BL




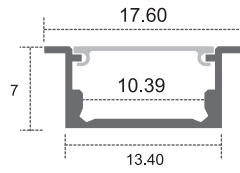
CL-Alu-510 SL
Available in 8ft and 10ft lengths



CL-Alu-510 BL
Available in 8ft and 10ft lengths



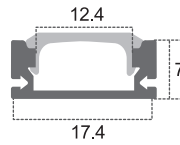
CL-Alu-510A SL




CL-Alu-510A BL




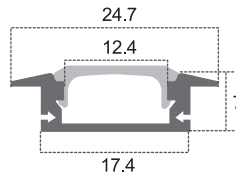
CL-Alu-509 SL
Available in 8ft and 10ft lengths




CL-Alu-509 BL
Available in 8ft and 10ft lengths




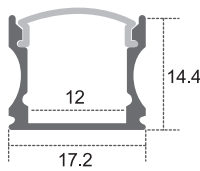
CL-Alu-508 SL
Available in 8ft and 10ft lengths



CL-Alu-508 BL
Available in 8ft and 10ft lengths




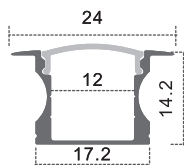
CL-Alu-613 SL



CL-Alu-613 BL




CL-Alu-613B-SL


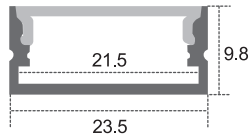


CL-Alu-613B-BL


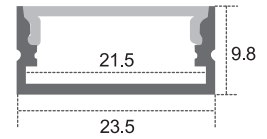
Aluminum Profiles




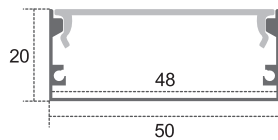
CL-Alu-617 SL



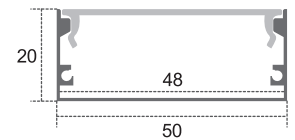
CL-Alu-617 BL




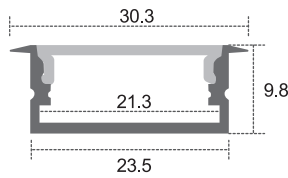
CL-Alu-5020 SL




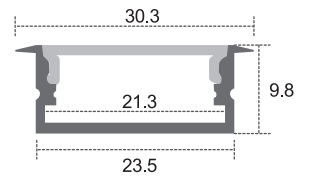
CL-Alu-5020 BL



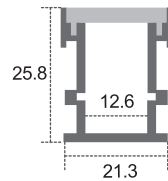
CL-Alu-619 SL




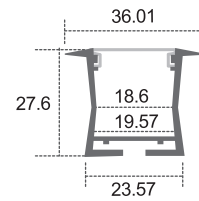
CL-Alu-619 BL



CL-Alu-632 SL

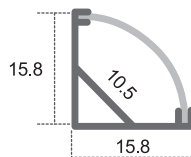


CL-Alu-712A SL

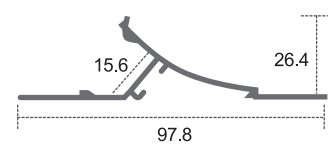


CL-Alu-601 SL

Available in 8ft and 10ft lengths



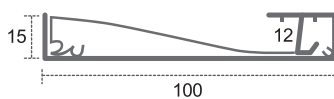
CL-Alu-9836M WH



CL-Alu-10015 WH


CL-Alu-10015 BL

CL-Alu-10015 CH

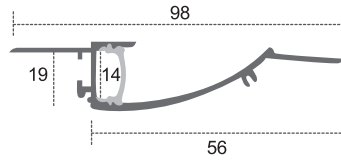


- Available in 8ft and 10ft length subject to model number
- High quality PC cover, No yellowish outlook
- Accessories are available


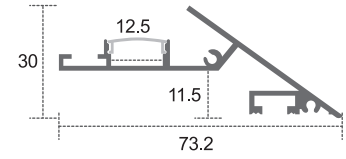
Aluminum Profiles



CL-Alu-9819


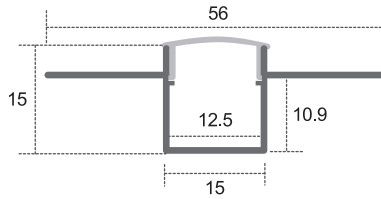


CL-Alu-7330


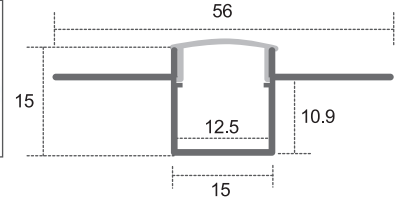


CL-Alu-5515 SL

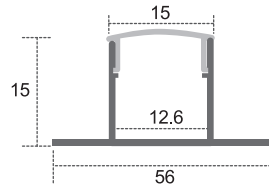
Available in 8ft and 10ft lengths



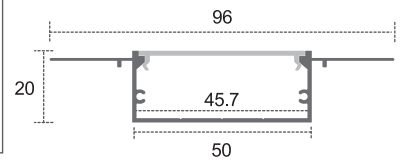
CL-Alu-5515 BL




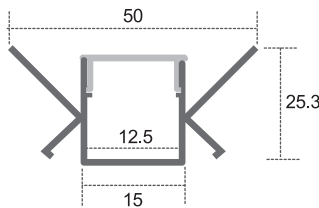
CL-Alu-5515A SL



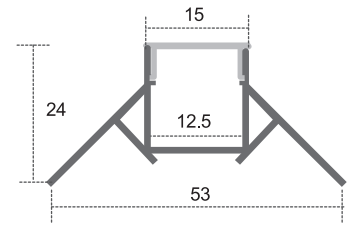
CL-Alu-5020PH SL



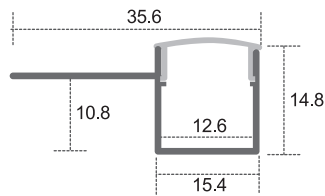
CL-Alu-4625 SL




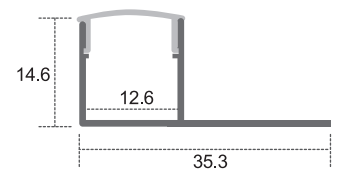
CL-Alu-5324 SL




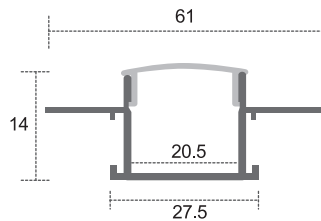
CL-Alu-3515 SL



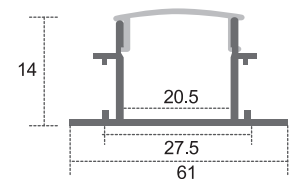
CL-Alu-3515A SL




CL-Alu-6114 SL




CL-Alu-6114A SL




Bendable Aluminum Profiles




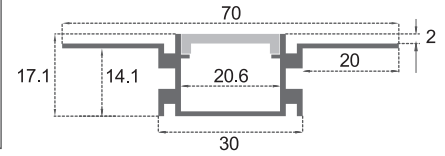
CL-Alu-7030
Straight aluminum profile




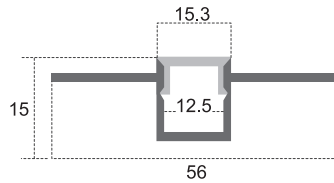
CL-Alu-7030 UD
Up & Down bendable aluminum profile



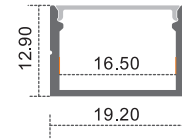
CL-Alu-7030 LR
Left & Right bendable aluminum profile




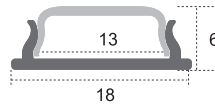
CL-Alu-1513
Multi direction bendable aluminum profile



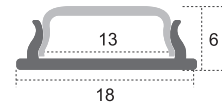
CL-Alu-1913
Multi direction bendable aluminum profile



CL-Alu-640-SL
Up & Down bendable aluminum profile



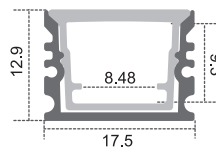
CL-Alu-640-BL
Up & Down bendable aluminum profile




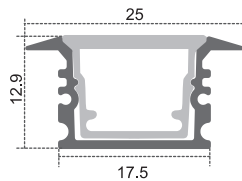
IP Rated Aluminum Profiles



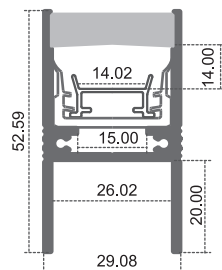
CL-ALU-1217-8FT
Available in Black & Silver



CL-Alu-1217A-8FT
Available in Black & Silver



CL-Alu-2952 10ft length
Drive over In-ground aluminum profile





LED Track Light

cano light
Canadian Brightness

LED Track Lights

Professional series

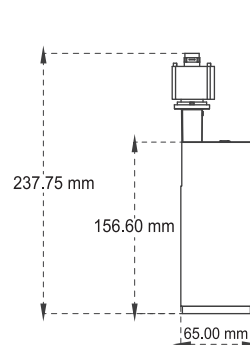


Compatible with HALO 3-wire single circuit track system

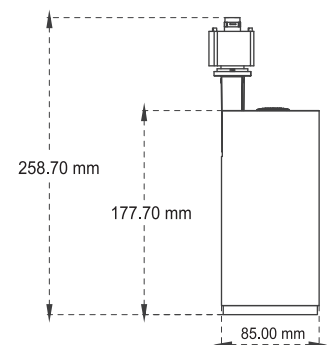
Product Code	Input Voltage	Power	Lumen	Beam Angle	Color Temp	Body Color
CL-TRLH-10W-5CCT-30D-WH	120 VAC	10 W	1000lm	30°	5 CCT Adjustable	White
CL-TRLH-10W-5CCT-30D-BL	120 VAC	10 W	1000lm	30°	2700K 3000K	Black
CL-TRLH-20W-5CCT-36D-WH	120 VAC	20 W	2000lm	36°	3500K 4000K	White
CL-TRLH-20W-5CCT-36D-BL	120 VAC	20 W	2000lm	36°	5000K	Black

Installation accessories are available.

- Triac dimmable
- Aluminum housing and heat sink
- CRI >90
- PF >0.9
- PMMA lens
- Rotation 350° horizontal, 90° vertical
- Operating temp -20°C to 40°C
- Suitable for dry locations
- cETL approved
- Lifetime >50,000 hrs
- 5-Year Warranty



10 Watt Track Light



20 Watt Track Light

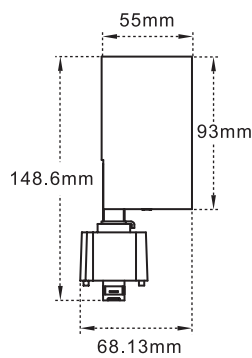
DOB LED Track Lights



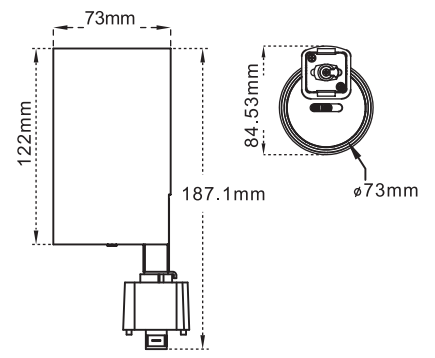
Compatible with HALO 3-wire single circuit track system

Product Code	Input Voltage	Power	Lumen	Beam Angle	Color Temp	Body Color
CL-TRLH2-10W-5CCT-45D-WH	120 VAC	10W	800lm	45°	5 CCT Adjustable	White
CL-TRLH2-10W-5CCT-45D-BL	120 VAC	10W	800lm	45°	2700K 3000K	Black
CL-TRLH2-20W-5CCT-45D-WH	120 VAC	20W	1600lm	45°	3500K 4000K	White
CL-TRLH2-20W-5CCT-45D-BL	120 VAC	20W	1600lm	45°	5000K	Black

- Triac dimmable
- CRI >90
- PF >0.9
- PMMA lens
- Rotation 350° horizontal, 90° vertical
- Operating temp -20°C to 40°C
- Suitable for dry locations
- cETL approved
- Lifetime >50,000 hrs
- 5-Year Warranty

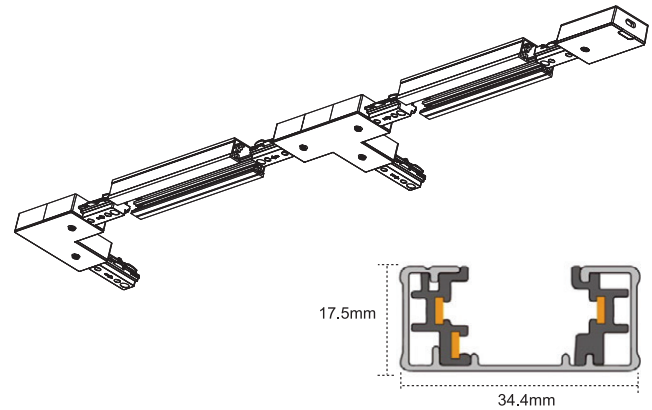



10 Watt Track Light




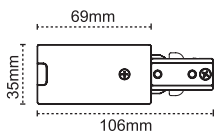

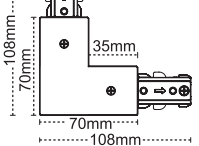

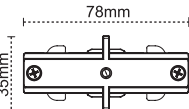

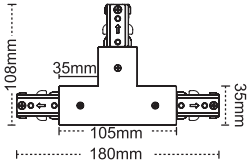

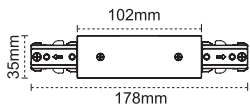

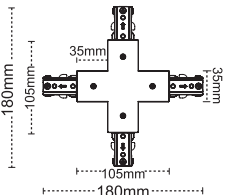

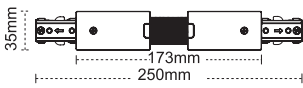

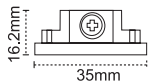

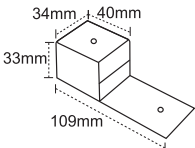

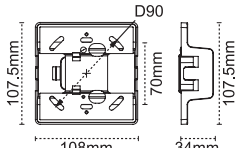
20 Watt Track Light

3-Wire Surface Mounted Tracks



Product Code	Length	Color
CL-TR-4FT-WH	4 ft	White
CL-TR-4FT-BL		Black
CL-TR-6FT-WH	6 ft	White
CL-TR-6FT-BL		Black
CL-TR-8FT-WH	8 ft	White
CL-TR-8FT-BL		Black

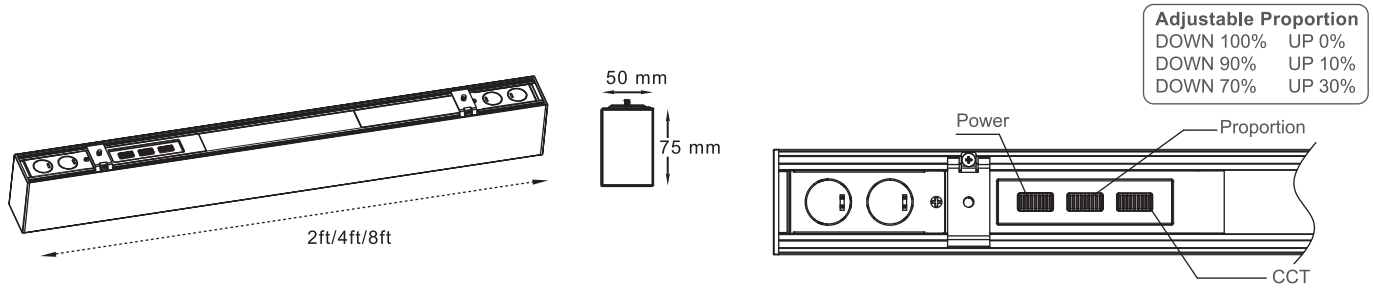
Accessories

	CL-TRAH-INT-WH CL-TRAH-INT-BL			CL-TRAH-LCON-WH CL-TRAH-LCON-BL	
	CL-TRAH-SCON-A-WH CL-TRAH-SCON-A-BL			CL-TRAH-TCON-WH CL-TRAH-TCON-BL	
	CL-TRAH-SCON-B-WH CL-TRAH-SCON-B-BL			CL-TRAH-XCON-WH CL-TRAH-XCON-BL	
	CL-TRAH-BSCON-WH CL-TRAH-BSCON-BL			CL-TRAH-ENDCAP-WH CL-TRAH-ENDCAP-BL	
	CL-TRAH-CONDUIT-WH CL-TRAH-CONDUIT-BL *To be used with CL-TRAH-INT.			CL-TRAH-JBOX-WH CL-TRAH-JBOX-BL	

Up & Down LED Linear Lights



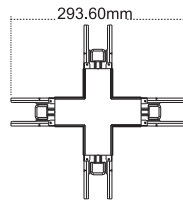
Product Code	Power	Lumen	CCT	Beam angle	Length
CL-LL1-225-3CCT	Adjustable 15/20/25W	130lm/W	3CCT	120° Diffused	2 ft
CL-LL1-450-3CCT	Adjustable 30/40/50W	130lm/W	Adjustable 3000K 3500K	120° Diffused	4 ft
CL-LL1-8100-3CCT	Adjustable 60/80/100W	130lm/W	4000K	120° Diffused	8 ft



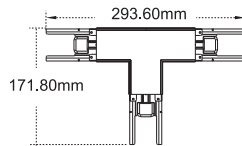
- Body Color available in Black and White
- Seamless connection
- Input Voltage: 120-347VAC 50/60Hz
- 0-10V Dimmable
- Bridgelux LED chip
- Flicker free isolated driver
- Pendant/Surface/Recessed/Wall-mount/T-bar installation kits are available
- cUL Certificate
- 5-Year Warranty

Up & Down LED Linear Light Accessories

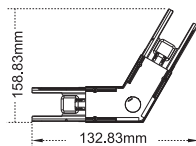
CL-LL1A-CROSS
Cross corner



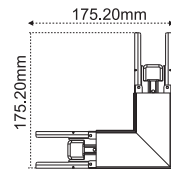
CL-LL1A-T corner
T corner



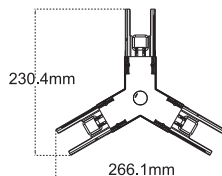
CL-LL1A-V120 corner
120 degree connector



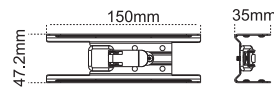
CL-LL1A-L corner
L corner



CL-LL1A-Y corner
Y connector



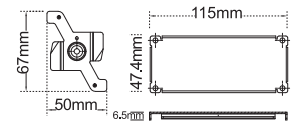
CL-LL1A-SCON
Straight connector



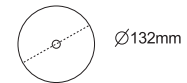
CL-LL1A-WMA
Wall mount



CL-LL1A-surface mount kit
Surface mount kit



CL-LL1A-PKC
Canopy pendant kit



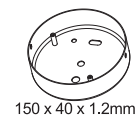
CL-LL1A-AC wire
AC Wire with connector



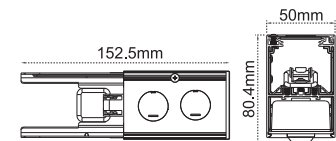
CL-LL1A-Safety wire
Safety wire



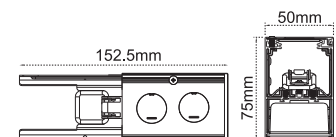
CL-LL1A-PSMC
Plug in sensor



CL-LL1A-PSMI
Plug in sensor



CL-LL1A-PSMI-PRO
Plug in sensor



CL-LL1A-RK2 Recessed Kit 2ft

CL-LL1A-RK4 Recessed Kit 4ft

CL-LL1A-RK8 Recessed Kit 8ft



CL-LL1A-PC cover
Diffuser





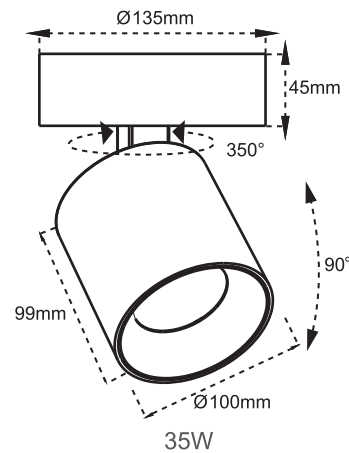
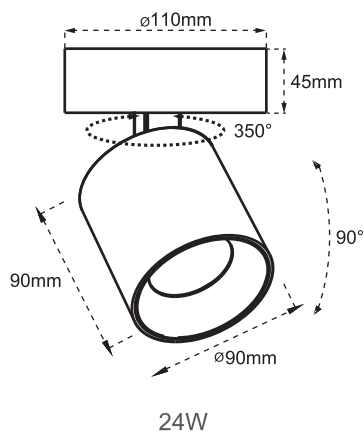
LED Downlights

cano light
Canadian Brightness

Surface-mount Rotatable LED Downlights




Product Code	Input Voltage	Power	Lumen	Beam Angle	Color Temp	Body Color
CL-DL4-RS-24W-36D-3CCT-WH	120-277 VAC	24W	2160lm	36°	3 CCT	White
CL-DL4-RS-24W-36D-3CCT-BL	120-277 VAC	24W	2160lm	36°	<u>Adjustable</u>	Black
CL-DL4-RS-35W-24D-3CCT-WH	120-277 VAC	35W	3150lm	24°	3000K	White
CL-DL4-RS-35W-24D-3CCT-BL	120-277 VAC	35W	3150lm	24°	4000K 5000K	Black

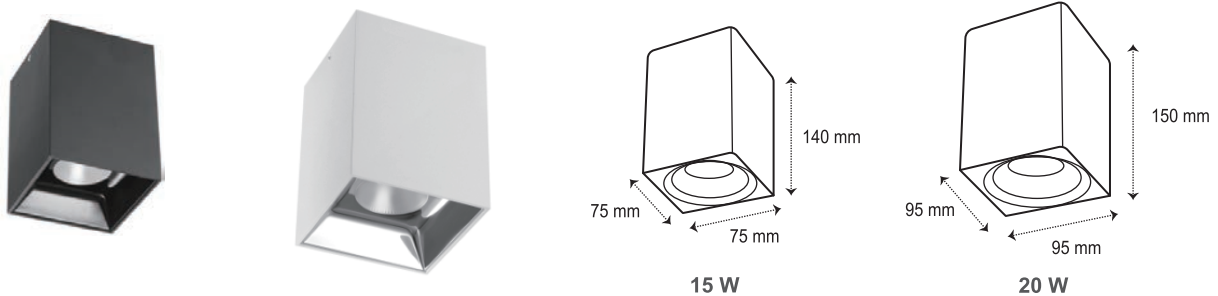


- Aluminum body and heat sink
- 350° rotatable, 90° tiltable
- Triac dimmable
- CRI>90
- cETL listed
- 5-Year Warranty

Surface-mount & Pendant LED Downlights



Product Code	Power	Lumen	CCT	Beam Angle
CL-DL2-RS-12W-30D-3K	12W	1080lm	3000K	30°
CL-DL2-RS-12W-30D-4K	12W	1080lm	4000K	30°
CL-DL2-RS-30W-35D-3K	30W	2400lm	3000K	35°
CL-DL2-RS-30W-35D-4K	30W	2400lm	4000K	35°



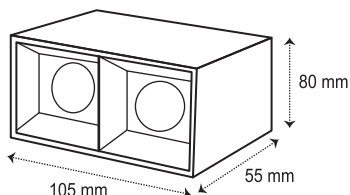
Product Code	Power	Lumen	CCT	Beam Angle
CL-DL2-SS-15W-30D-3K	15W	1350lm	3000K	30°
CL-DL2-SS-15W-30D-4K	15W	1350lm	4000K	30°
CL-DL2-SS-20W-30D-3K	20W	1800lm	3000K	30°
CL-DL2-SS-20W-30D-4K	20W	1800lm	4000K	30°

Surface-mount & Pendant LED Downlights

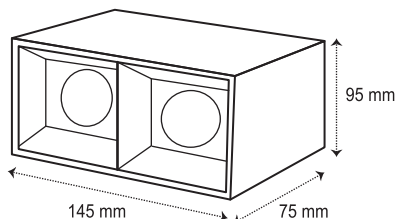


Product Code	Power	Lumen	CCT	Beam Angle
--------------	-------	-------	-----	------------

CL-DL2-SD-12W-30D-3K	12W	1080lm	3000K	30°
CL-DL2-SD-12W-30D-4K	12W	1080lm	4000K	30°
CL-DL2-SD-20W-30D-3K	20W	1800lm	3000K	30°
CL-DL2-SD-20W-30D-4K	20W	1800lm	4000K	30°



12W



20W



Pendant kit

Junction box cover is included

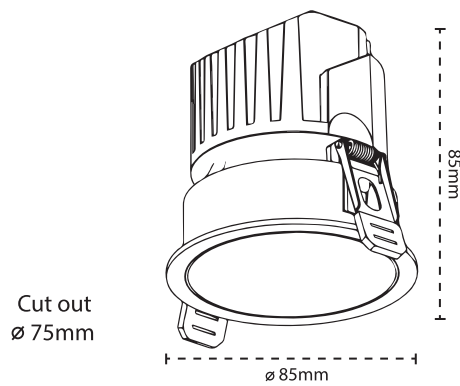
- Surface & Pendant installation
- Input Voltage: 120VAC 50/60Hz
- Triac Dimmable
- OSRAM COB LED chip
- Suitable for damp locations
- CRI: >90
- PF: >0.95
- cETL approved
- Lifetime >50,000 hrs
- 5-Year Warranty

Body Color:
Black housing with Black reflector
White housing with Silver reflector

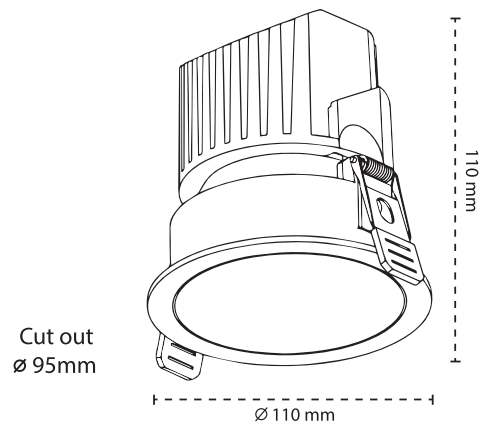
Anti-Glare Recessed Tiltable LED Downlights



Product Code	IN Voltage	Power	Lumen	Beam angle	CCT
CL-DL5-R-12W-36D-5CCT-BL	120VAC 50/60Hz	12W	750lm	36°	5CCT 2700K-3000K-3500K
CL-DL5-R-12W-36D-5CCT-WH	120VAC 50/60Hz	12W	750lm	36°	4000K-5000K
CL-DL5-R-20W-36D-5CCT-BL	120VAC 50/60Hz	20W	1650lm	36°	5CCT 2700K-3000K-3500K
CL-DL5-R-20W-36D-5CCT-WH	120VAC 50/60Hz	20W	1650lm	36°	4000K-5000K



CL-DL5-R-12W-36D-5CCT



CL-DL5-R-20W-36D-5CCT

Installation plate is available

- Black Body, Black Reflector | White Body, White Reflector
- Triac Dimmable
- CRI>90
- PF≥0.9
- cETL certificate
- 5-Year Warranty

Recessed Linear Blade

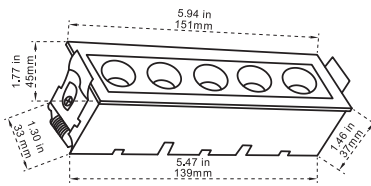


CL-LB5-T1-10-38D

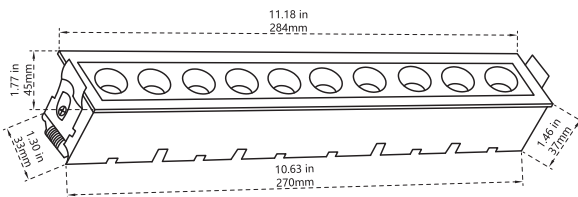


CL-LB10-T1-20-38D

Product Code	Input Voltage	Power	Lumen	CCT	Beam Angle
CL-LB5-T1-10-38D-3K	120VAC	10W	600lm	3000K	38°
CL-LB5-T1-10-38D-4K	120VAC	10W	600lm	4000K	38°
CL-LB10-T1-20-38D-3K	120VAC	20W	1650lm	3000K	38°
CL-LB10-T1-20-38D-4K	120VAC	20W	1650lm	4000K	38°



L5.79 * W1.38 in
L147 * W35 mm



L11 * W1.38 in
L281 * W35 mm

Installation plate is available

- Suitable for damp locations
- Triac Dimmable
- CRI >90
- PF >0.9
- cETL approved
- Flicker free
- Lifetime >50,000 hrs
- 5-Year Warranty



Body color: Black and White

Anti-glare Recessed Downlights

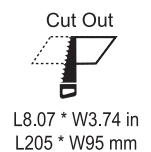
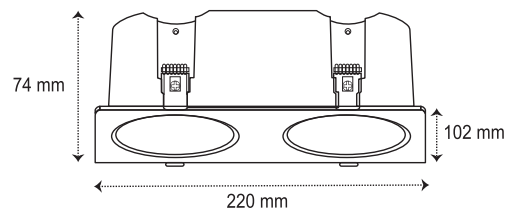
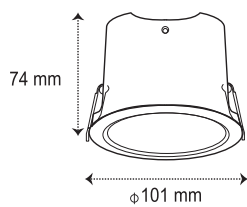


CL-DL1-S-15-36D



CL-DL1-D-30-36D

Product Code	Input Voltage	Power	Lumen	CCT	Beam Angle
CL-DL1-S-15-36D-3K	120VAC	15W	1050lm	3000K	36°
CL-DL1-S-15-36D-4K	120VAC	15W	1050lm	4000K	36°
CL-DL1-D-30-36D-3K	120VAC	30W	2100lm	3000K	36°
CL-DL1-D-30-36D-4K	120VAC	30W	2100lm	4000K	36°



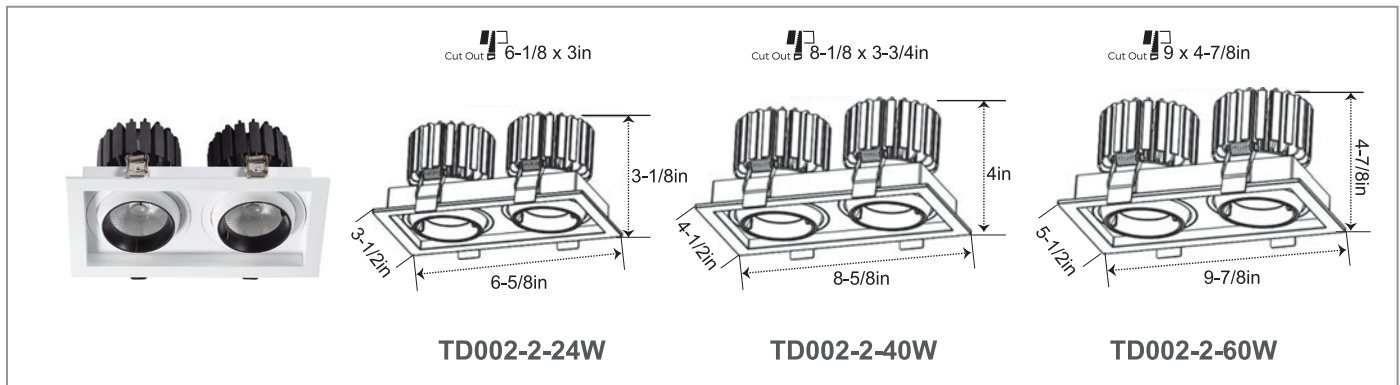
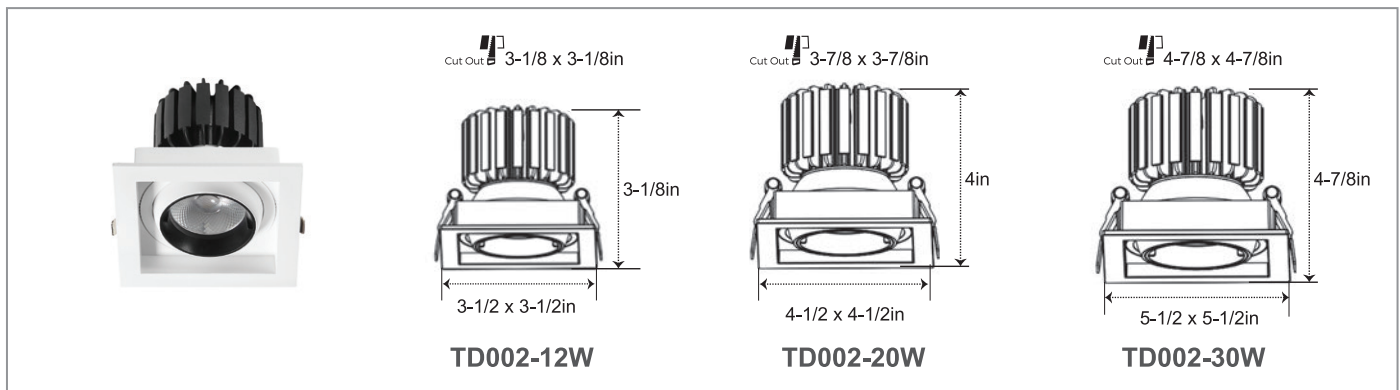
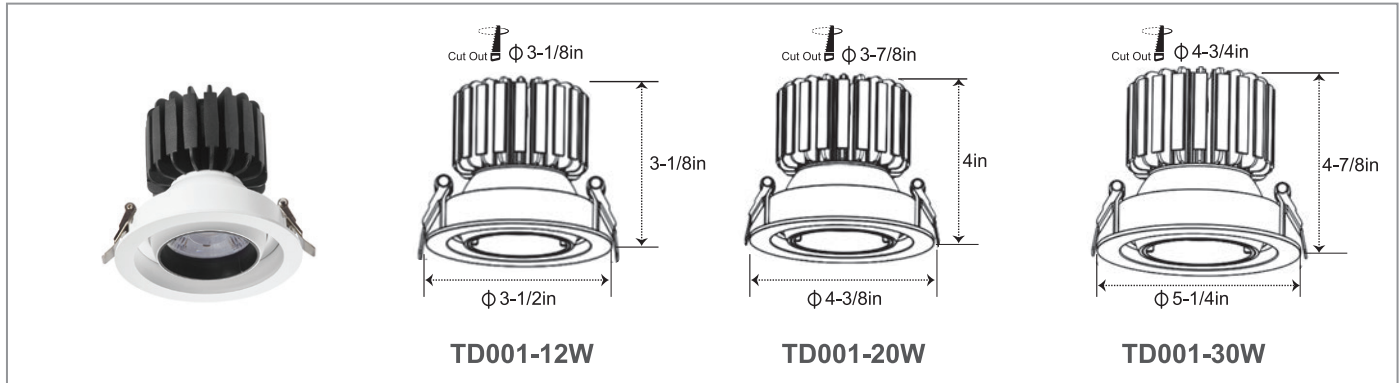
Installation plate is available

- Suitable for damp locations
- Triac Dimmable
- CRI >90
- PF >0.9
- cETL approved
- Flicker free
- Lifetime >50,000 hrs
- 5-Year Warranty

Body color: Available in Black and White

Reflector color: Available in White, Black and Gold colors

Star Series Downlights



Body color: White housing with Black or White inner ring

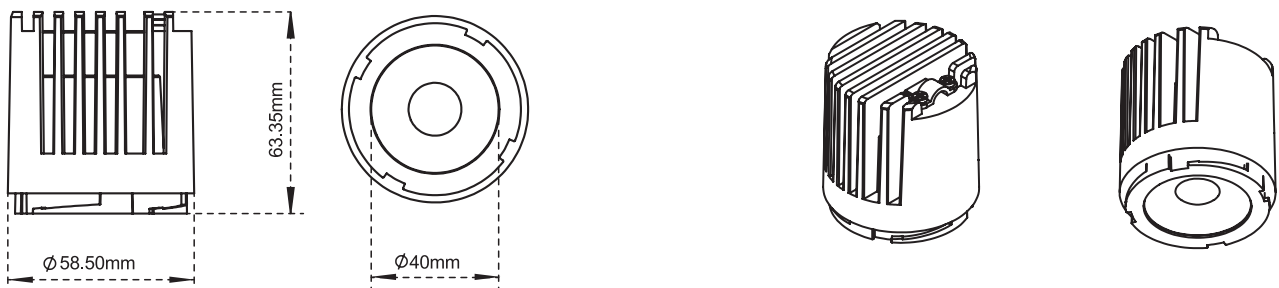
Star series downlights are project-base and available in following options:

- Single head downlights in 12W, 20W, and 30W
- Double head downlights in 24W, 40W, and 60W
- Fixture lumen output: 80 to 90 lumen per Watt
- Beam angle: 15°, 24°, and 36°
- LED modules: Citizen, Osram, Philips, Luminus
- Phase-cut and 0-10V dimmable drivers are available, 100-277VAC 50-60Hz
- Color temperature: 2700K, 3000K, 4000K, 5000K, 6000K or customized CCT
- CRI >90 or CRI >95
- UGR < 19
- Single-head downlight in round or square shapes
- 5-Year Warranty

3-Inch Modular LED Downlights



Product Code	Input Voltage	Power	Lumen	Color Temp	Beam angle
CL-DL3-3009-40D-5CCT	120VAC 50/60Hz	9W	750lm	5CCT Adjustable 2700K,3000K,3500K,4000K,5000K	40°



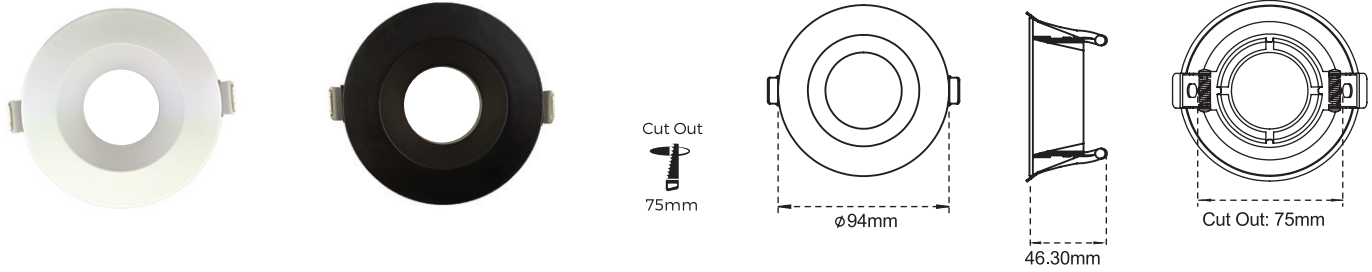
Installation plate is available

- Interchangeable components for easy customization and maintenance.
- Frames available in round or square shapes, with trim or trimless options, in white or black finishes.
- Suitable for Wet locations
- Triac Dimmable
- CRI>90
- PF≥0.9
- cETL certificate
- 5-Year Warranty

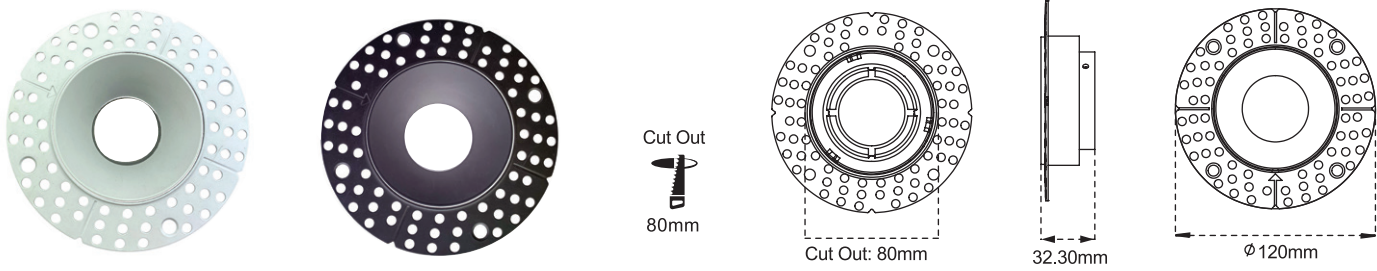
3-Inch Modular LED Downlights Frames

Compatible with CL-DL3-3009-40D-5CCT

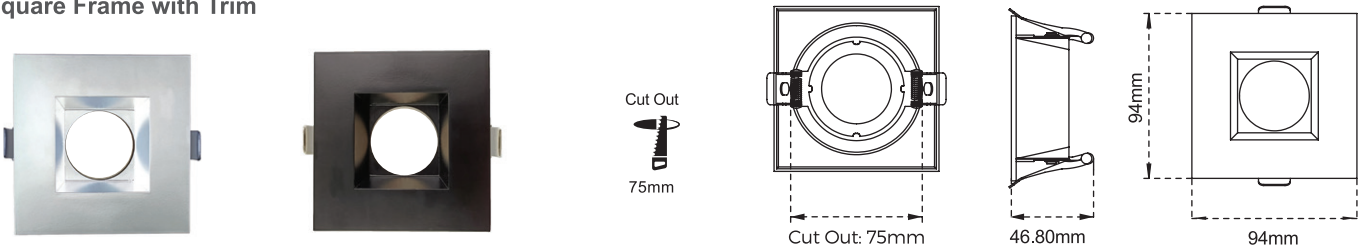
CL-DL3-3R
Round Frame with Trim



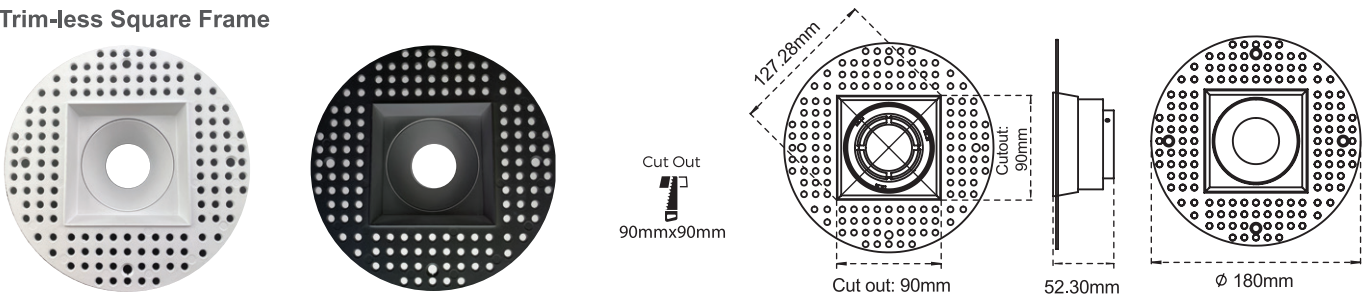
CL-DL3-3RT
Trim-less Round Frame



CL-DL3-3S
Square Frame with Trim



CL-DL3-3ST
Trim-less Square Frame



- Body Color available in Black and White
- cETL Certificate
- 5-Year Warranty

3-inch Modular LED Downlights | Double Frames

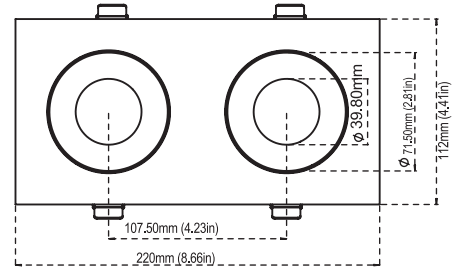
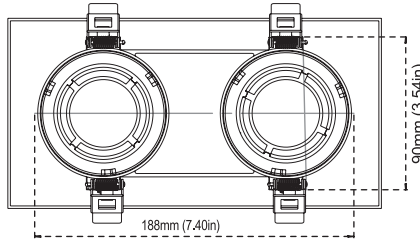
Compatible with CL-DL3-3009-40D-5CCT




CL-DL3-3R-D-WH




CL-DL3-3R-D-BL



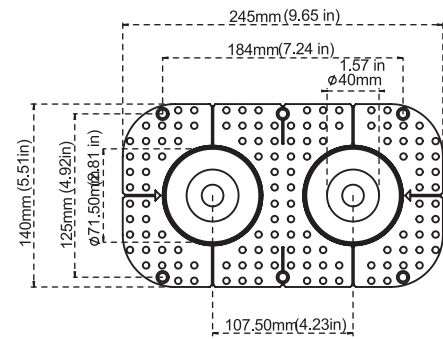
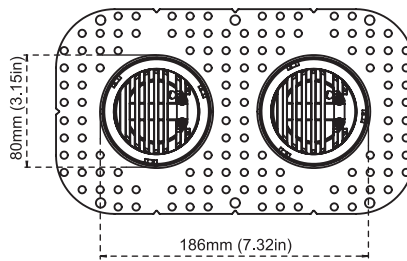
Double Round Frame With Trim




CL-DL3-3RT-D-WH




CL-DL3-3RT-D-BL



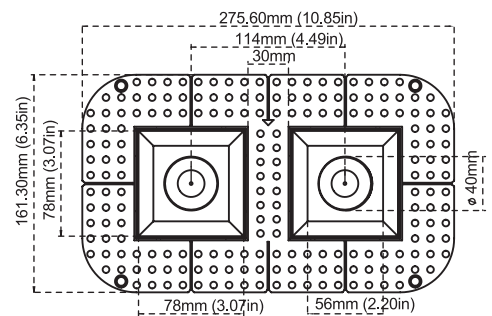
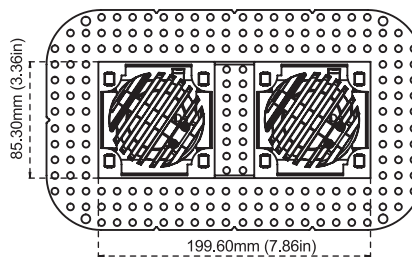
Trim-less Double Round Frame



CL-DL3-3ST-D-WH




CL-DL3-3ST-D-BL

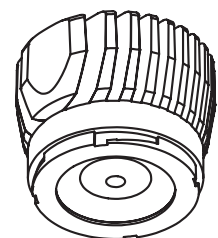
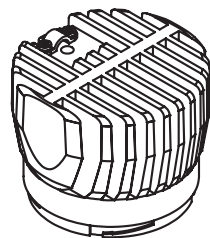
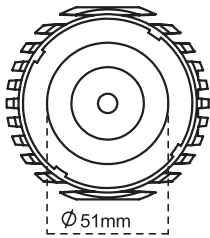
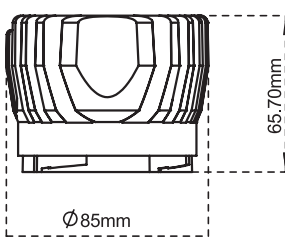


Trim-less Double Square Frame

3.5-Inch Modular LED Downlights



Product Code	Input Voltage	Power	Lumen	Color Temp	Beam angle
CL-DL3-3512-40D-5CCT	120VAC 50/60Hz	12W	1050lm	5CCT Adjustable 2700K,3000K,3500K,4000K,5000K	40°



Installation plate is available

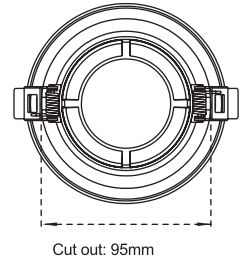

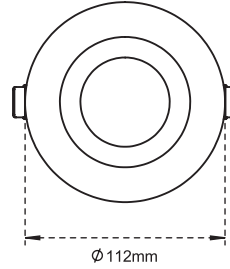
- Interchangeable components for easy customization and maintenance.
- Frames available in round or square shapes, with trim or trimless options, in white or black finishes.
- Suitable for Wet locations
- Triac Dimmable
- CRI>90
- PF≥0.9
- cETL certificate
- 5-Year Warranty

3.5-Inch Modular LED Downlights Frames

Compatible with CL-DL3-3512-40D-5CCT

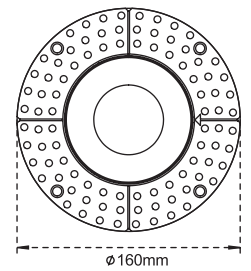
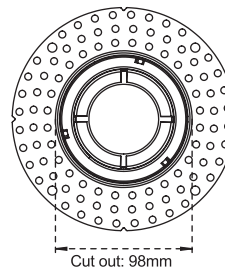
CL-DL3-3.5R

Round Frame with Trim



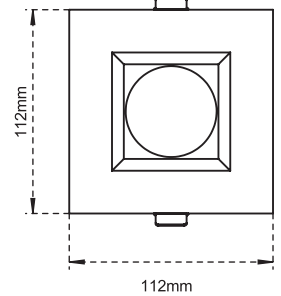
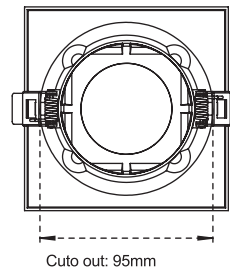


CL-DL3-3.5RT

Trim-less Round Frame



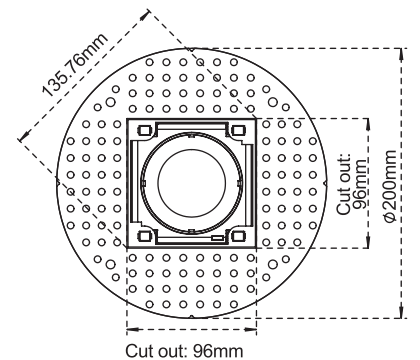
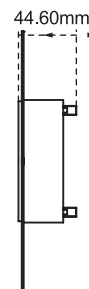


CL-DL3-3.5S

Square Frame with Trim




CL-DL3-3.5ST

Trim-less Square Frame

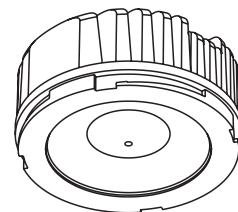
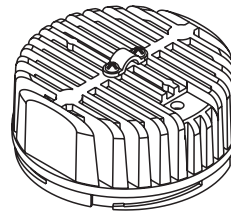
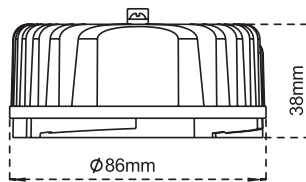
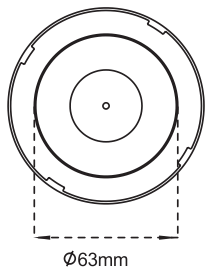


- Body Color available in Black and White
- cETL Certificate
- 5-Year Warranty

4-Inches Modular LED Downlights



Product Code	Input Voltage	Power	Lumen	Color Temp	Beam angle
CL-DL3-4012-40D-5CCT	120VAC 50/60Hz	12W	1100lm	5CCT Adjustable 2700K,3000K,3500K,4000K,5000K	40°



Installation plate is available

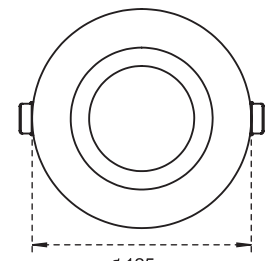
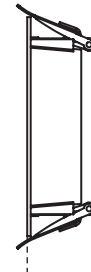
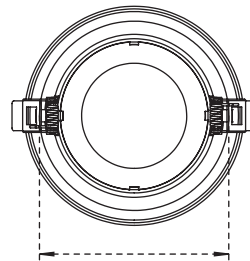
- Interchangeable components for easy customization and maintenance.
- Frames available in round or square shapes, with trim or trimless options, in white or black finishes.
- Suitable for Wet locations
- Triac Dimmable
- CRI>90
- PF≥0.9
- cETL certificate
- 5-Year Warranty

4-inch Modular LED Downlights Frames

Compatible with CL-DL3-3512-40D-5CCT

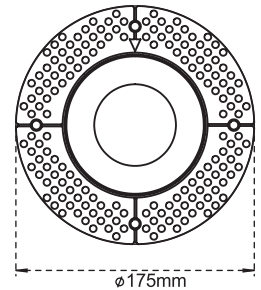
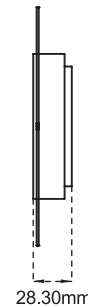
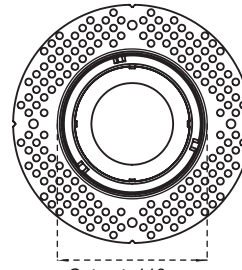
CL-DL3-4R

Round Frame with Trim



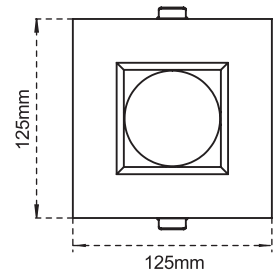
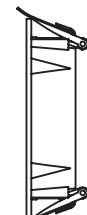
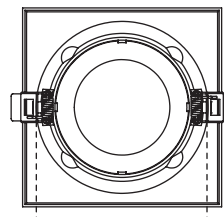


CL-DL3-4RT

Trim-less Round Frame



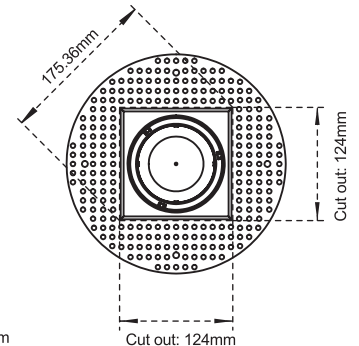
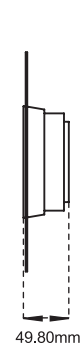
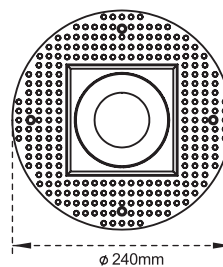


CL-DL3-4S

Square Frame with Trim



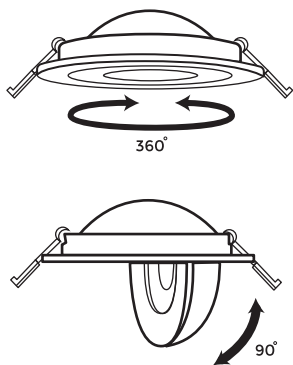
CL-DL3-4ST

Trim-less Square Frame



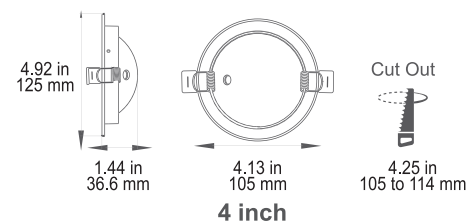
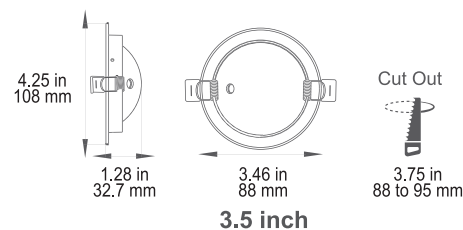
- Body Color available in Black and White
- cETL Certificate
- 5-Year Warranty

Recessed LED Gimbal Lights





Product Code	Input Voltage	Power	Lumen	Beam Angle	CCT	Body Color	Size
CL-DM-3.5-8-5CCT-WH	90-130 VAC	8 W	830 lm	40°	5CCT Adjustable	White	3.5inch
CL-DM-3.5-8-5CCT-BL	90-130 VAC	8 W	830 lm	40°	2700K 3000K	Black	3.5inch
CL-DM-49-5CCT-WH	90-130 VAC	9 W	950 lm	40°	3500K 4000K	White	4 inch
CL-DM-49-5CCT-BL	90-130 VAC	9 W	950 lm	40°	5000K	Black	4 inch

- Durable aluminum body
- Isolated driver, prevents electric shock
- Suitable for wet locations
- Triac dimmable subject to proper dimmer
- IC rated, safe to be in direct contact with insulation
- IP 20
- PF >0.90
- CRI >85
- cETL approved
- No flicker
- FT4 wire, Airtight
- Lifetime >50,000 hrs
- 5-Year Warranty

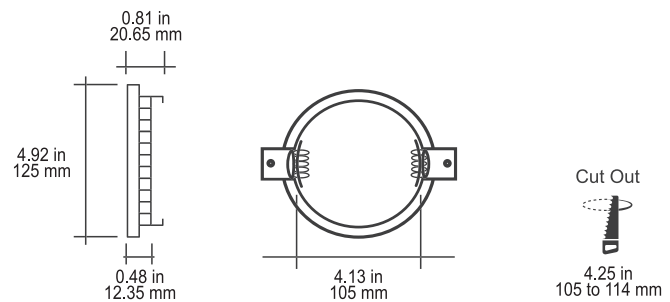


Recessed LED Slim Panels With Night Light



Product Code	Input Voltage	Power	Lumen	Beam Angle	CCT	Body Color	Size
CL-DSNL-49-5CCT-WH	90-130VAC	9+2 W	800 lm	120°	5CCT Adjustable	White	4 inch
CL-DSNL-49-5CCT-BL	90-130VAC	9+2 W	800 lm	120°	2700K, 3000K, 3500K 4000K, 5000K	Black	4 inch

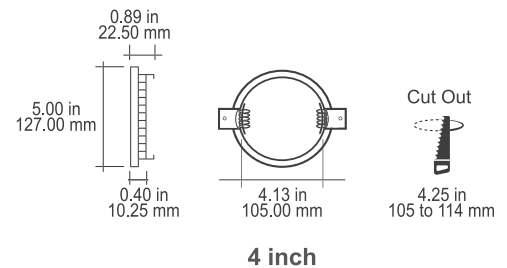
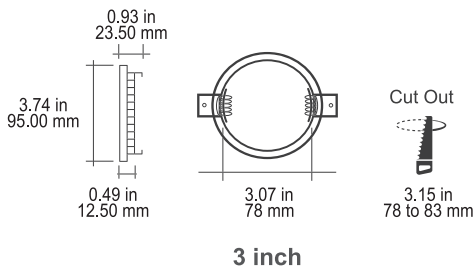
- Dual-mode downlight with 2200K night light
- Switch mode within 3 seconds
- Isolated driver, prevents electric shock
- Suitable for damp locations
- Triac dimmable subject to proper dimmer
- IC rated, safe to be in direct contact with insulation
- PF >0.90
- CRI >85
- cETL approved
- No flicker
- FT4 wire, Airtight
- Lifetime >50,000 hrs
- 5-Year Warranty



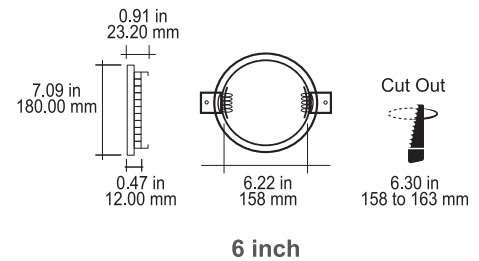
Recessed LED Slim Panels



Product Code	Input Voltage	Power	Lumen	Beam Angle	CCT	Body Color	Size
CL-DS-36-5CCT-WH	90-130VAC	6 W	530 lm	120°	5CCT Adjustable	White	3 inch
CL-DS-49-5CCT-WH	90-130VAC	9 W	800 lm	120°	2700K 3000K	White	4 inch
CL-DS-49-5CCT-BL	90-130VAC	9 W	800 lm	120°	3500K 4000K	Black	4 inch
CL-DS-612-5CCT-WH	90-130VAC	12 W	1060 lm	120°	5000K	White	6 inch



- Low-profile durable aluminum body
- Isolated driver, prevents electric shock
- Suitable for wet locations
- Triac dimmable subject to proper dimmer
- IC rated, safe to be in direct contact with insulation
- Compatible with soffit installation and can be plenum installed in shallow spaces
- IP 20
- PF >0.90
- CRI >85
- cETL approved
- No flicker
- FT4 wire, Airtight
- Lifetime >50,000 hrs
- 5-Year Warranty





Low Bay DLC Premium Listed

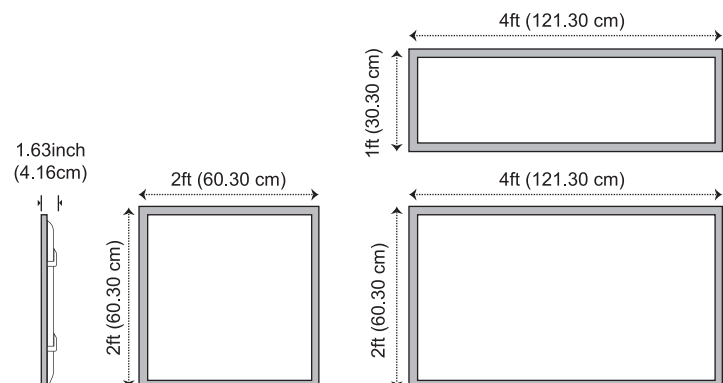
Backlit LED Panels



Product Code	Input Voltage	Power	Lumen	CCT	Panel Size
CL-PL-1x4-36-3CCT-PA	120-347 VAC	Adjustable 20W-30W-40W	5000 lm	3CCT Adjustable	1x4 ft
CL-PL-2x2-40-3CCT-PA	120-347 VAC	Adjustable 20W-30W-40W	5000 lm	3500K 4000K	2x2 ft
CL-PL-2x4-50-3CCT-PA	120-347 VAC	Adjustable 30W-40W-50W	6250 lm	5000K	2x4 ft
CL-PL2-1x4-40-5CCT-PA5	120-347VAC	Adjustable 20W-25W-30W	125lm/W	5CCT Adjustable 3000K	1x4 ft
CL-PL2-2x2-40-5CCT-PA5	120-347VAC	45W-40W	125lm/W	3500K 4000K	2x2 ft
CL-PL2-2x4-50-5CCT-PA5	120-347VAC	Adjustable 30W-35W-40W-45W-50W	125lm/W	5000K 6500K	2x4 ft

Surface mount accessories are available.

- Backlit, uniform light with longer lifetime
- Galvanized Steel housing
- PMMA lens, No-yellowish outlook
- Dimmable 0-10V
- No flicker
- IP 20
- CRI >80
- PF >0.90
- Beam Angle: 120°
- Lifetime >50,000 hrs
- cETL approved (5CCT Series)
- cUL approved (3CCT Series)
- 5-Year Warranty

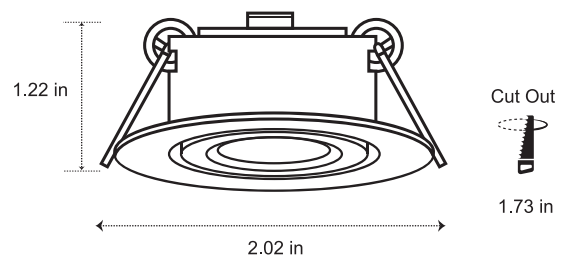


Mini LED Spot Lights




Product Code	Input Voltage	Power	Lumen	CCT	Beam Angle	Body Color
CL-DL02-2.5-24-3K-WH	24VDC	2.5 W	175lm	3000K	30°	White
CL-DL02-2.5-24-3K-SL	24VDC	2.5 W	175lm	3000K	30°	Silver
CL-DL02-2.5-24-4K-WH	24VDC	2.5 W	175lm	4000K	30°	White
CL-DL02-2.5-24-4K-SL	24VDC	2.5 W	175lm	4000K	30°	Silver

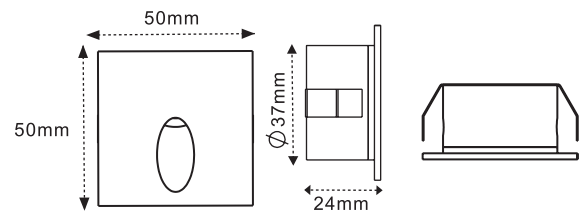
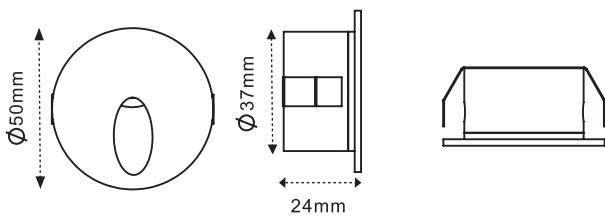
- Aluminum body
- IP 20
- CRI >80
- Dimmable subject to proper driver
- Lifetime > 30,000 hrs
- 3-Year Warranty




Round and Square Step Light



Product Code	Input Voltage	Power	Lumen	CCT	Surface
CL-STEP1-R-3k	24VDC	3W	80lm/W	3000K	Round
CL-STEP1-R-4k	24VDC	3W	80lm/W	4000K	Round
CL-STEP1-S-3k	24VDC	3W	80lm/W	3000K	Square
CL-STEP1-S-4k	24VDC	3W	80lm/W	4000K	Square



- Body Color available in Black and White
- Triac dimmable
- CRI>80
- SDCM:<6
- Damp location
- cETL Certificate
- 3-Year Warranty

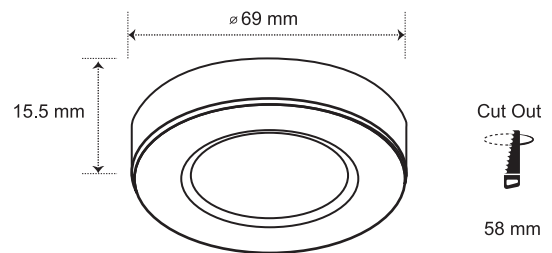


Round LED Puck Light



Input Voltage	Power	Lumen	CRI	CCT
24VDC	3 W	220lm	>80	3CCT Adjustable 3000K- 4000K- 5000K
Product Code		Body Color		
CL-Puck300F-324-3CCT-WH		White		
CL-Puck300F-324-3CCT-BL		Black		
CL-Puck300F-324-3CCT-SN		Satin Nickel		

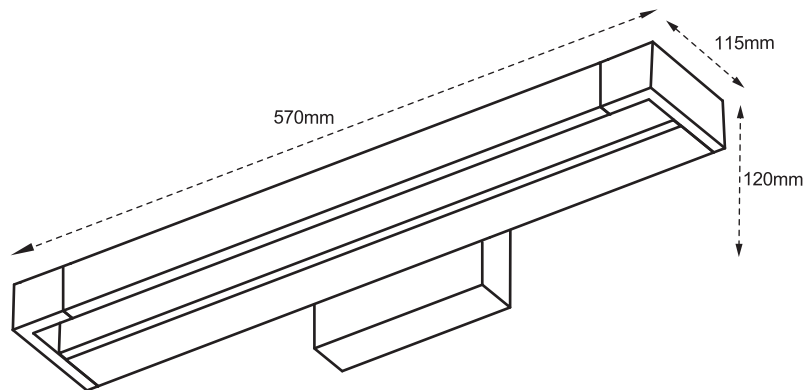
- Surface mounted or recessed installation
- Aluminum body with polystyrene diffuser
- Dimmable subject to proper driver
- Lifetime > 30,000 hrs
- 3-Year Warranty



Vanity lights



Product Code	Input Voltage	Power	Color Temp	Lumen	CRI	Color
CL-VL-1375M-20W-5CCT-BL	100-277VAC	20W	5CCT Adjustable 2700K-3000K	110lm/W	>80	Black
CL-VL-1375M-20W-5CCT-GL			3500K-4000K-5000K			Gold

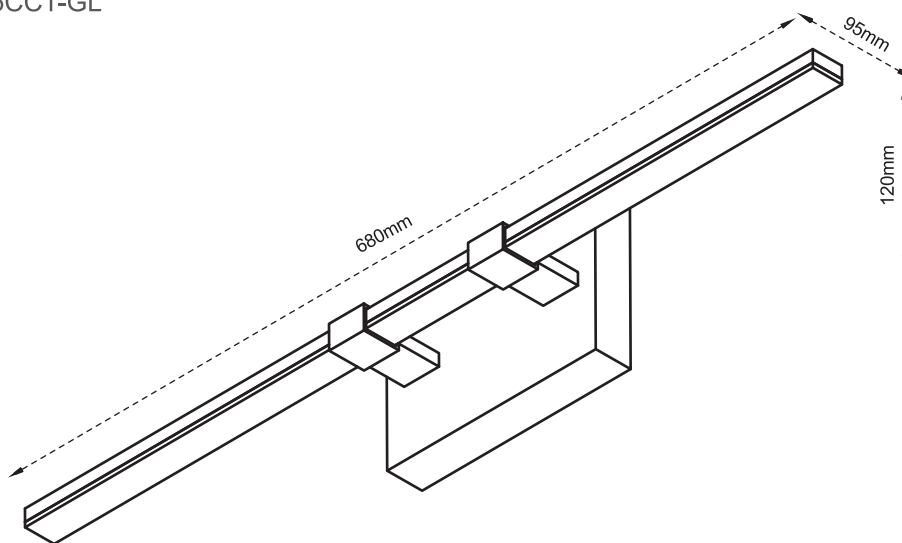


- Suitable for Damp locations
- Isolated flicker free driver
- Triac dimmable
- Working Temp: -20°C +40°C
- OSRAM LED
- cETL certificate
- 3-Year Warranty

Vanity lights



Product Code	Input Voltage	Power	Color Temp	Lumen	CRI	Color
CL-VL-1334L-26W-5CCT-BL	100-277VAC	26W	5CCT Adjustable	115lm/W	>80	Black
CL-VL-1334L-26W-5CCT-CH			2700K-3000K			Chrome
CL-VL-1334L-26W-5CCT-GL			3500K-4000K-5000K			Gold

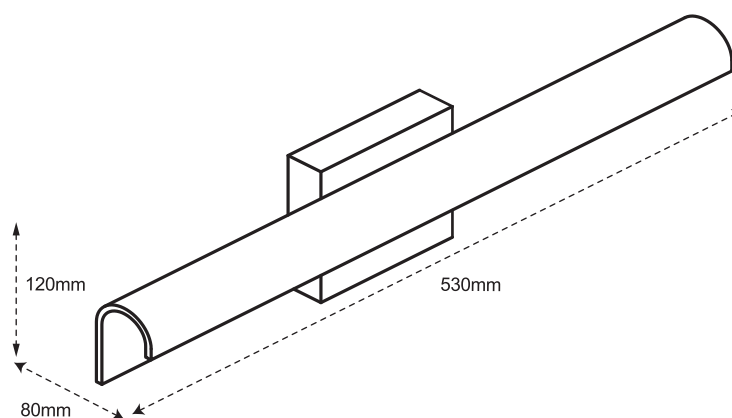


- Suitable for Damp locations
- Isolated flicker free driver
- Triac dimmable
- Working Temp: -20°C +40°C
- OSRAM LED
- cETL certificate
- 3-Year Warranty

Vanity lights



Product Code	Input Voltage	Power	Color Temp	Lumen	CRI	Color
CL-VL-1327L-24W-5CCT-BL	100-277VAC	24W	5CCT Adjustable 2700K-3000K	70lm/W	>80	Black
CL-VL-1327L-24W-5CCT-GL			3500K-4000K-5000K			Gold



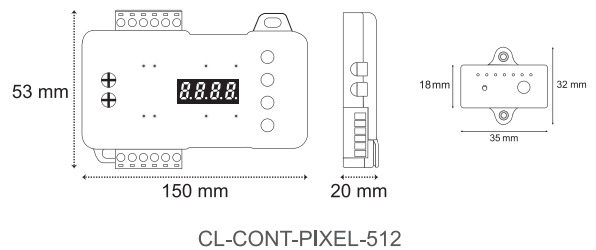
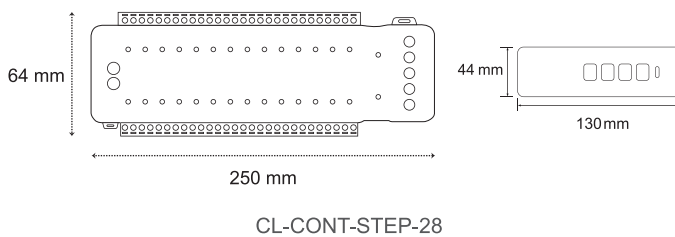
- Suitable for Damp locations
- Isolated flicker free driver
- Triac dimmable
- Working Temp: -20°C +40°C
- OSRAM LED
- cETL certificate
- 3-Year Warranty

Step & Handrail Controllers



Model Number	CL-CONT-STEP-28
Input Voltage	12-24VDC
Power	Each Step <15W Total < 420W
Output Channel	28 Channels
Main Application	Step Controller

Model Number	CL-CONT-PIXEL-512
Input Voltage	12-24VDC
Max Pixel QTY	512
Support IC	WS2811, WS2818, SM16703, TM1903
Main Application	Handrail Controller



- 2 Motion sensors are included
- Visit Canolight website to download user manual
- 3-Year Warranty

Chaseable strip light Controller



Model Number CL-AST-RFCSPI01-LV

Input Voltage 12-24VDC

Output Max 2048 Pixels

Communication RF2.4GHz

Main Application Chaseable strip light controller



Model Number CL-AST-RFRRFBK-LV

2.4GHz Remote Controller compatible with CL-AST-RFCSPI01-LV
4zones

Single color|3CCT|RGB|RGBW|RGBCW Strip light controller 5 in 1 Controller



Model Number CL-AST-SWCWL5-LV

Input Voltage 12-48VDC

Total output 6A/channel, Max 15A

Communication Wifi | RF2.4GHz | Tuya app(Mobile)

Main Application Single color, 3CCT, RGB|RGBW|RGBCW
and tunable White strip lights



cUL certified

Model Number CX-W01-P5-12A-RGBCW controller

Input Voltage 12-48VDC | 144W @ 12V, 288W @ 24V

Total output 5 channels, Max 4A per channel, Max output 12A

Communication Wifi | RF2.4GHz | Tuya app(Mobile)

Main Application Single color, 3CCT, RGB|RGBW|RGBCW
and tunable White strip lights



Model Number CL-AST-RFCLS2-LV

Input Voltage 12-48VDC

Total output 6A/channel, Max 15A

Communication RF2.4GHz

Main Application Single color, 3CCT, RGB|RGBW|RGBCW
and tunable White strip lights



Model Number CL-AST-RFRFUT092-LV

Communication 2.4 GHz RF Remote Controller ,4 Zones

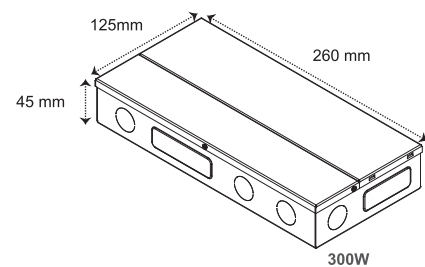
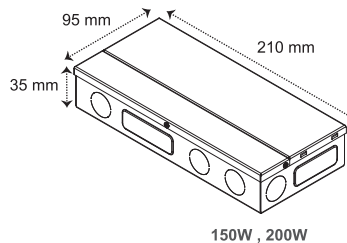
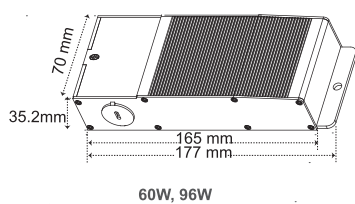
Compatible with CL-AST-RFCLS2-LV | CL-AST-SWCWL5-LV | CX-W01-P5-12A-RGBCW controllers

Class 2 Constant Voltage LED Drivers



Product Code	IN Voltage	Power	OUT Voltage	OUT Current	PF	DIM
CL-DR-CV-60W-24V-DIM	120-277 VAC 50/60Hz	60 W	24 VDC	2.5 A	0.95	Triac Dimmable
CL-DR-CV-96W-24V-DIM	120-277 VAC 50/60Hz	96 W	24 VDC	4 A	0.95	Triac Dimmable
CL-DR-CV-150W-24V-DIM	120-277 VAC 50/60Hz	150W 75W x 2 channels	24 VDC	3.125A per channel	0.9	5 in 1 Dimmable
CL-DR-CV-200W-24V-DIM	120-277 VAC 50/60Hz	198.24W 99.12W x 2 channels	24 VDC	8.25A per channel	0.9	5 in 1 Dimmable
CL-DR-CV-300W-24V-DIM	120-277 VAC 50/60Hz	297.36W 99.12W x 3 channels	24 VDC	12.39A per channel	0.9	5 in 1 Dimmable

Compatible Triac Dimmers	Brand	Model
	Lutron	AYCL-153P, DV-600PR, DVCL-153P, MACL-153MH, MRF2-6CL, D-600P, NTELV-300P, S-600P, CT-600P, CTCL-153P, TG-600P, TCCL-153P, SFTU-5A3P, PD-6WCL, 6681, 6672
	Leviton	6633, 6674, 6602, IPL06, 6621, 6672, DSL06, DVCL-153P, CTCL-153P, TGCL-153P
	Legrand	ADTP703TU, H703PTW
	Cooper	9540, DAL06P



- Flicker-free dimming
- Overload, thermal and short circuit protection
- Suitable for dry or damp locations
- Working Temperature -25°C to 45°C
- cETL certified, comply with UL8750
- 5-Year Warranty

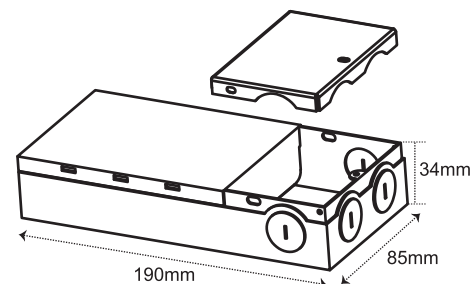
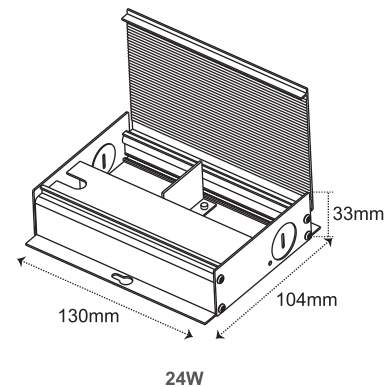
◦ Do not load more than 80% of driver capacity

Class 2 Constant Voltage Economy LED Drivers



Product Code	IN Voltage	Power	OUT Voltage
CL-EDR-CV-24W-24V-DIM	120VAC 60Hz	24W	24VDC
CL-EDR-CV-60W-24V-DIM	120VAC 60Hz	60W	24VDC
CL-EDR-CV-96W-24V-DIM	120VAC 60Hz	96W	24VDC
CL-EDR-CV-60W-12V-DIM	120VAC 60Hz	60W	12VDC
CL-EDR-CV-96W-12V-DIM	120VAC 60Hz	96W	12VDC

Compatible Triac Dimmers				
Brand	Series	Model	Wattage Range	Dimming Range
LUTRON	Diva	DVCL-153P	24W-150W	0%-100%
	SkyLark	SCL-153P	24W-150W	0%-100%
	Maestro	MACL-153M	24W-150W	0%-100%
	Ariadni	AYCL-153P	24W-150W	0%-100%
	Caseta	PD-6WCL	24W-150W	0%-100%
LEVITON	Decora	6674-P	24W-150W	0%-100%
	SureSlide	6672	24W-150W	0%-100%
	IlumaTech	IPL06	24W-150W	0%-100%
	Decora Smart	DW6HD-1BZ	24W-150W	0%-100%
	Trimatron	6683-I	24W-150W	0%-100%
LEGRAND	Radiant	RHCL453PTCCCV6	24W-150W	0%-100%
	Adome	ADTP703TU	24W-150W	0%-100%
	Pass & Seymour	LSCL453PTC	24W-150W	0%-100%
	Harmony	H703PTUTC	24W-150W	0%-100%
	Pass & Seymour	HCL453PTCCCV6	24W-150W	0%-100%
COOPER	AL Series	AL dimmer	24W-150W	0%-100%
	Devine	DAL06P-C1	24W-150W	0%-100%
	Aspire	9540-N	24W-150W	0%-100%
	Decorator	DAL06P-C2-K	24W-150W	0%-100%
	Halo	RL06P-C1-K	24W-150W	0%-100%



- Triac Dimming
- Flicker free
- 24W and 60W drivers are suitable for dry locations
- 96W drivers are suitable for damp locations
- Working Temperature -20°C to 45°C
- cETL approved
- 5-Year Warranty

o Do not load more than 80% of driver capacity

Constant Voltage Commercial LED Drivers

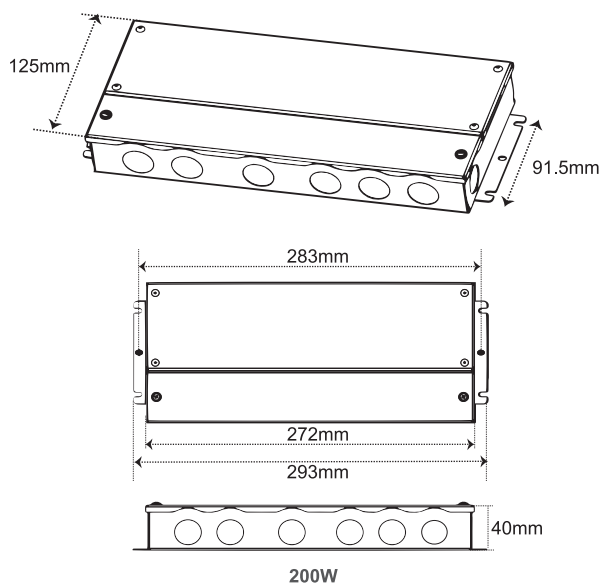
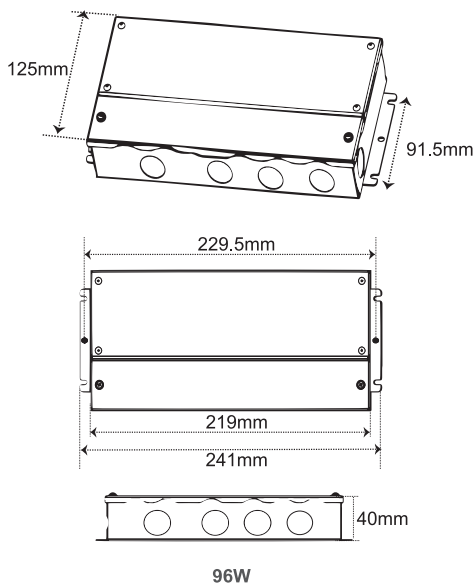


OTM-PDJ96-J24
96W



OTM-PDJ200-J24
200W

Product Code	IN Voltage	Power	OUT Voltage	Dim
OTM-PDJ96-J24	200-347VAC	96W	24 VDC	0-10V Dim
OTM-PDJ200-J24	200-347VAC	200W	24 VDC	0-10V Dim



- Suitable for wet locations
- cUL approved
- 5-Year Warranty

○ Do not load more than 80% of driver capacity

Outdoor Constant Voltage LED Drivers

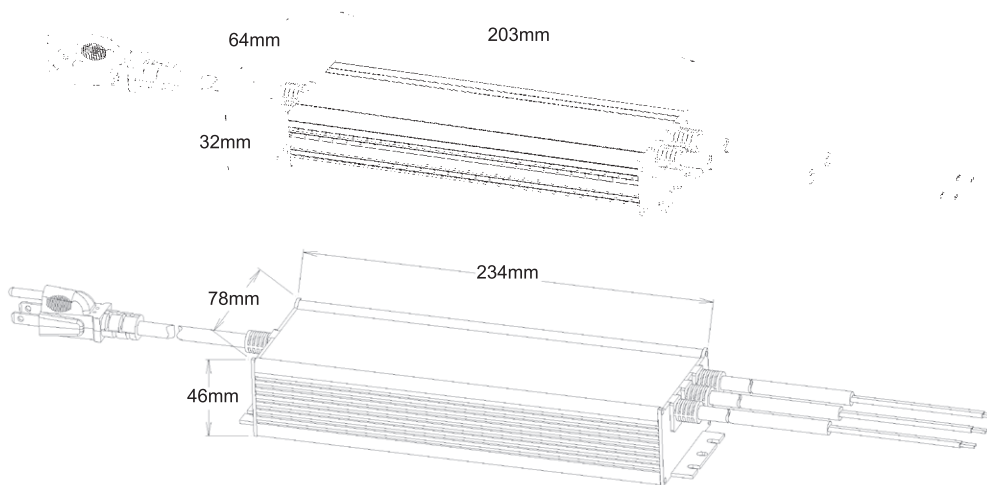


96W



192W

Product Code	IN Voltage	Power	OUT Voltage	OUT Current	IP
CL-ODR2-CV-96W-24V-DIM	110-277VAC	96W	24 VDC	4A Max	68
CL-ODR2-CV-192W-24V-DIM	110-277VAC	96W x 2 channels	24 VDC	2x4A Max	68



96W

Dimensions: 224x64x32 mm(LxWxH)
The overall length including the end caps

192W

Dimensions: 258x78x46 mm(LxWxH)
The overall length including the end caps

- Triac/Phase, 0-10V, 1-10V, Potentiometer, 10V PWM Dimming (5 in 1)
- Class2, Class P
- PF>0.95
- Suitable for outdoor use
- cUL approved
- Working Temperature -30°C to 50°C
- Over current, short circuit and over voltage protection
- 5-Year Warranty

◦ Do not load more than 80% of driver capacity

Outdoor Transformers



100W

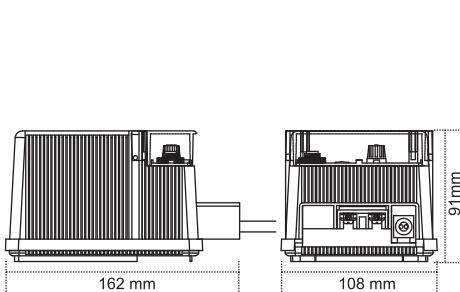


200W

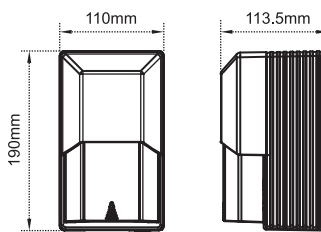


300W

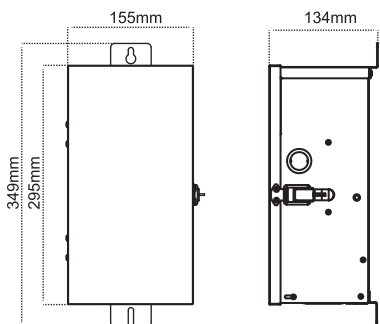
Product Code	IN Voltage	Power	OUT Voltage	Housing	Core
CL-ODR-CV-100W	120VAC 60Hz	100W	12VAC	PC+UV	Brass
CL-ODR-CV-200W	120VAC 60Hz	200W	12V&15V AC Double Channel	PC	Brass
CL-ODR-CV-300W-PRO	120VAC 60Hz	300W	12V/13V/14V/15V AC Single Channel	304 Stainless Steel	Brass



100W



200W



300W

300W Accessories

CL-ODRA-Photocell-JL104A



CL-ODRA-Timer-HU21M



CL-ODRA-WIFI socket-LSPA6



- 100W and 200W transformers come with integrated timer and photocell
- Accessories are available for 300W transformer including timer, photocell and WIFI socket
- Suitable for outdoor use
- cUL approved (100W Transformer)
- cETL approved (200W and 300W Transformers)

○ Do not load more than 80% of transformer capacity



INDUSTRIAL LIGHTS

cano  light
Canadian Brightness

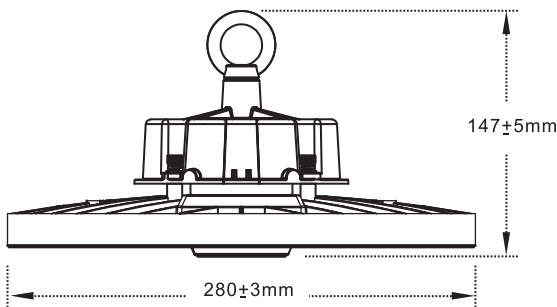
Industrial UFO High Bay Lights



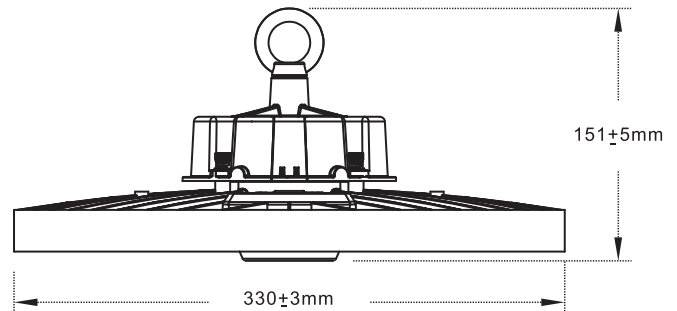
DLC Premium Listed



Product Code	Input Voltage	Power	Lumen	Color Temp
CL-IND-UFO1-150W-3CCT-BL	120-347VAC 50/60Hz	Adjustable 100W/120W/150W	138lm/W (3500K) 158lm/W (4000K) 151lm/W (5000K)	3CCT Adjustable 3500K 4000K 5000K
CL-IND-UFO1-240W-3CCT-BL	120-347VAC 50/60Hz	Adjustable 160W/200W/240W	140lm/W (3500K) 160lm/W (4000K) 146lm/W (5000K)	



CL-IND-UFO1-150W-3CCT-BL



CL-IND-UFO1-240W-3CCT-BL

- 6ft power and dimming cords included.
- Hook and sensor base included.
- Aluminum die-cast body with PC lens
- Beam angle 90°
- IP65
- 0-10V Dimming
- CRI>80
- PF>0.90
- DLC premium
- cUL certificate
- 5-Year Warranty

Industrial UFO Accessories



CL-ACC-UFO1-EMERGENCY DRIVER-30W
Emergency driver for CL-IND-UFO1-150W-3CCT-BL

CL-ACC-UFO1-EMERGENCY DRIVER-40W
Emergency driver for CL-IND-UFO1-240W-3CCT-BL



CL-ACC-UFO1-SM KIT 150/240
Surface mount kit



CL-ACC-UFO1-PC COVER150
PC cover for CL-IND-UFO1-150W-3CCT-BL

CL-ACC-UFO1-PC COVER240
PC cover for CL-IND-UFO1-240W-3CCT-BL



CL-ACC-UFO1-ALU COVER150
Aluminum cover for CL-IND-UFO1-150W-3CCT-BL

CL-ACC-UFO1-ALU COVER240
Aluminum cover for CL-IND-UFO1-240W-3CCT-BL



CL-ACC-UFO1-PC LID 150/240
PC Lid



CL-ACC-UFO1-WG150
Web guard for CL-IND-UFO1-150W-3CCT-BL

CL-ACC-UFO1-WG240
Web guard for CL-IND-UFO1-240W-3CCT-BL



CL-ACC-IND-MOTION SENSOR
Motion sensor, detection distance 15 meters



CL-ACC-IND-PIR SENSOR
PIR sensor, detection distance 12 meters



CL-ACC-IND-REMOTE CONTROLLER
Remote controller for motion and PIR sensors

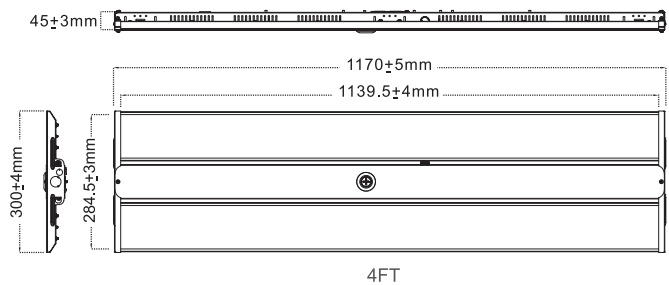
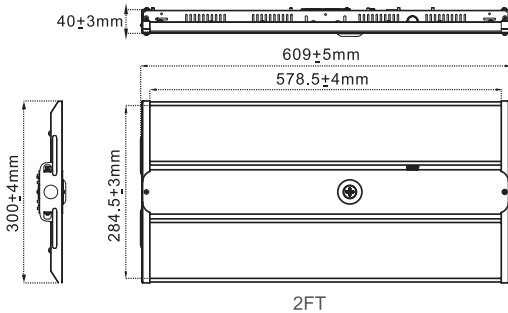
LED linear High Bay Lights



DLC Premium Listed



Product Code	Input Voltage	Power	Lumen	Color Temp
CL-IND-LHB1-2FT-165W-3CCT-WH	120-347ACV 50/60Hz	Adjustable 130W/150W/165W	138lm/W (3500K)	3CCT Adjustable 3500K 4000K 5000K
			151lm/W (4000K)	
			140lm/W (5000K)	
CL-IND-LHB1-4FT-220W-3CCT-WH	120-347ACV 50/60Hz	Adjustable 180W/200W/220W	138lm/W (3500K)	Adjustable 3500K 4000K 5000K
			153lm/W (4000K)	
			142lm/W (5000K)	




- 6ft power and dimming cords included.
- Chain and sensor base included.
- Flicker free
- Beam angle 90°
- IP20
- 0-10V Dimming
- CRI>80
- PF>0.90
- DLC premium
- cUL certificate
- 5-Year Warranty

LED linear High Bay Accessories



CL-ACC-LHB1-WG165

Wire guard for 2ft (CL-IND-LHB1-2FT-165W-3CCT-WH)



CL-ACC-LHB1-WG220

Wire guard for 4ft (CL-IND-LHB1-4FT-220W-3CCT-WH)



CL-ACC-LHB1-EMERGENCY DRIVER-16W

Emergency Driver



CL-ACC-LHB1-PENDANT KIT

Pendant kit



CL-ACC-LHB1-SM KIT

Surface mount kit



CL-ACC-IND-MOTION SENSOR

Motion sensor, detection distance 15 meters



CL-ACC-IND-PIR SENSOR

PIR sensor, detection distance 12 meters



CL-ACC-IND-REMOTE CONTROLLER

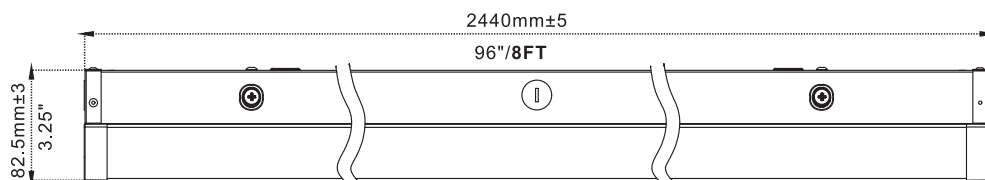
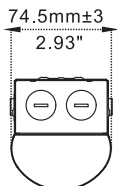
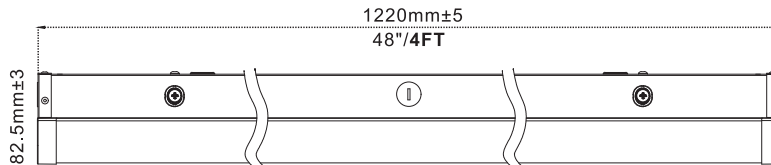
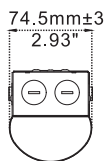
Remote controller for motion and PIR sensors

Industrial LED Strip Lights



DLC Premium Listed

Product Code	Input Voltage	Power	Lumen	Color Temp
CL-IND-ST1-4FT-40W-5CCT-WH	120-347VAC 50/60Hz	Adjustable 20W/30W/40W	120-140lm/W	5CCT Adjustable 3000K 4000K 5000K 5700K 6500K
CL-IND-ST1-8FT-80W-5CCT-WH	120-347VAC 50/60Hz	Adjustable 60W/70W/80W	120-140lm/W	



- Surface mount kit included
- Flicker free
- IP65, Suitable for damp locations
- 0-10V Dimming
- CRI>80
- PF>0.90
- DLC premium
- cUL certificate
- 5-Year Warranty

Industrial LED Strip Light Accessories



CL-ACC-ST1-PENDANT KIT
Pendant kit



CL-ACC-ST1-MBS
Middle bracket to join industrial strip light in surface mount installation



CL-ACC-ST1-MBP
Middle bracket to join industrial strip light in pendant installation



CL-ACC-ST1-MOTION SENSOR
Motion sensor



CL-ACC-ST1-EMERGENCY DRIVER-8W
8W Emergency driver

Constant power	Battery	Emergency time	Output current
25-48VDC 8W	Li-ion battery 7 4V2500mA	1.5 Hours	160-320mA