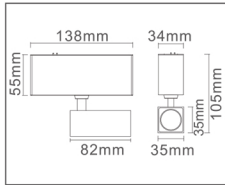


LIGHT HEADS | Spot Series



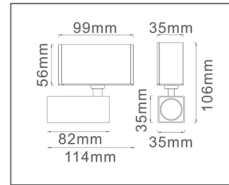
CL-Spot35-SQ

STANDARD



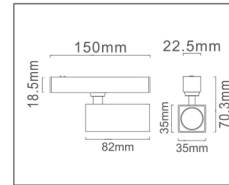
CL-Spot35-SQ-D9

CURVY



CL-Spot35-SQ-ULS

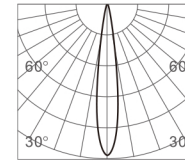
ULTRA SLIM



LIGHT DISTRIBUTION

3000K 90Ra

15°



h(m)	E(lx)	Φ(m)
1	2109	Φ0.36
2	527	Φ0.73
3	234	Φ1.09
4	131	Φ1.46
5	84	Φ1.82



POWER	CRI	SDCM	CCT	BEAM	LUMINOUS FLUX
8W	> 90	< 3	3000K 2700K 4000K	15°	365Lm

■ Sandy Black □ Sandy White