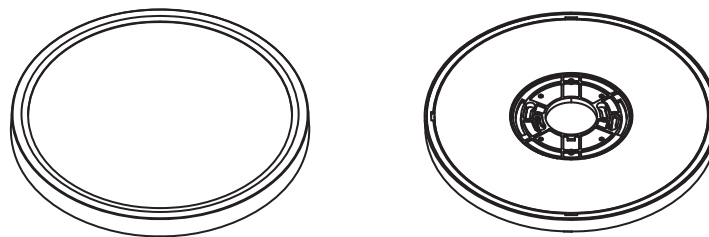
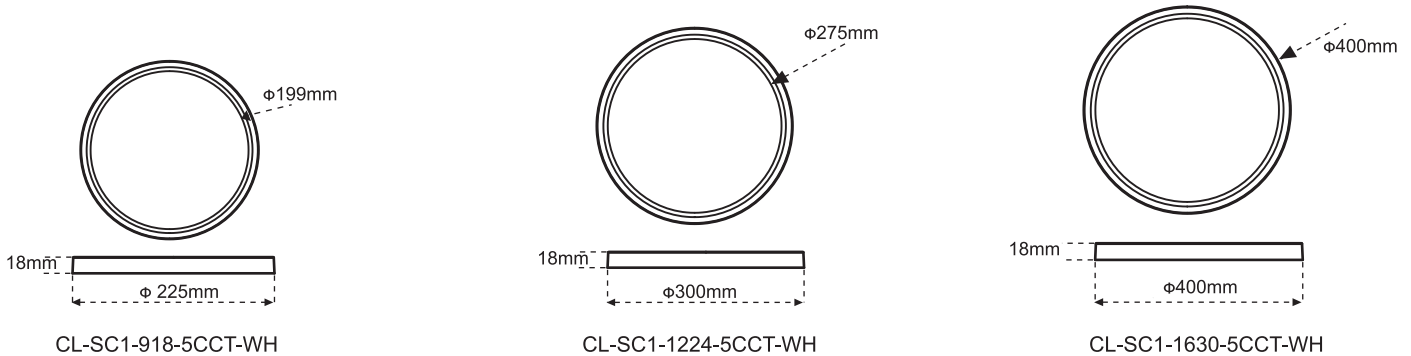


Surface-Mount LED Ceiling Lights Interchangeable Frames



| Product Code | Input Voltage | Power | Lumen | Color Temp |
|---------------------|----------------|-------|--------|---|
| CL-SC1-918-5CCT-WH | 120VAC 50/60Hz | 18W | 1500lm | 5CCT Adjustable 2700K-3000K-3500K-4000K-5000K |
| CL-SC1-1224-5CCT-WH | | 24W | 2000lm | |
| CL-SC1-1630-5CCT-WH | | 30W | 3000lm | |



- cETL listed
- CL-SC1-918-5CCT-WH Energy Star

Surface-mount LED Ceiling Lights Accessories



Black and Gold Frame



White and Gold Frame

Frames

CL-SC1-918F-BLGL
CL-SC1-918F-WHGL

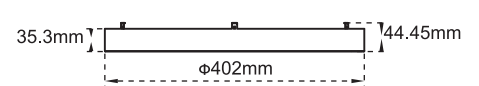
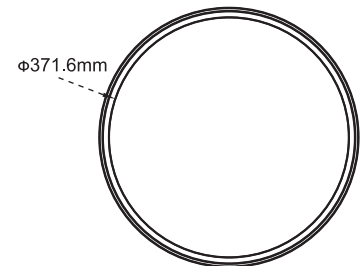
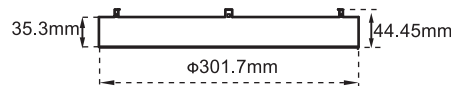
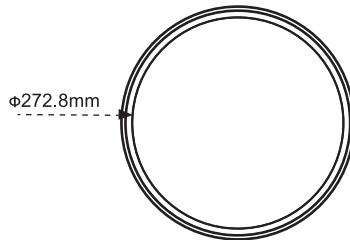
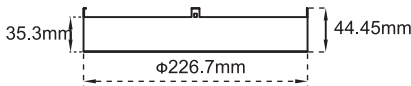
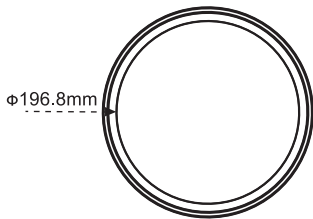
Compatible with CL-SC1-918-5CCT-WH

CL-SC1-1224F-BLGL
CL-SC1-1224F-WHGL

Compatible with CL-SC1-1224-5CCT-WH

CL-SC1-1630F-BLGL
CL-SC1-1630F-WHGL

Compatible with CL-SC1-1630-5CCT-WH



Satin Nickel Ring



Black Ring

Rings

CL-SC1-918R-SN
CL-SC1-918R-BL

Compatible with CL-SC1-918-5CCT-WH

CL-SC1-1224R-SN
CL-SC1-1224R-BL

Compatible with CL-SC1-1224-5CCT-WH

CL-SC1-1630R-SN
CL-SC1-1630R-BL

Compatible with CL-SC1-1630-5CCT-WH

