

LED In-ground Lights



CL-IG066-624-3K-BL

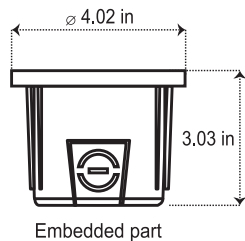


CL-IG024-124-SS

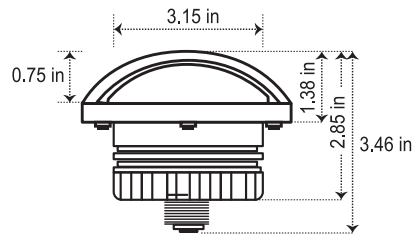


CL-IG048-324-SS

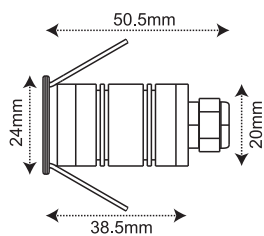
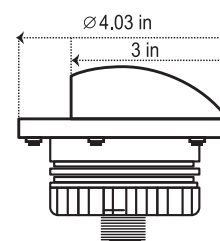
| Product Code | Power | Lumen | CCT | Beam Angle | IP | Input Voltage |
|--------------------|-------|--------|-------|------------|----|------------------|
| CL-IG066-624-3K-BL | 6 W | 220 lm | 3000K | 120° | 66 | 12-24VAC/DC |
| CL-IG024-124-3K-SS | 1W | 80lm | 3000K | 30° | 67 | 12-24VAC/DC |
| CL-IG024-124-5K-SS | 1W | 80lm | 5000K | 30° | 67 | 12-24VAC/DC |
| CL-IG048-324-3K-SS | 3W | 250lm | 3000K | 30° | 67 | 12-24VDC/9-17VAC |
| CL-IG048-324-5K-SS | 3W | 250lm | 5000K | 30° | 67 | 12-24VDC/9-17VAC |



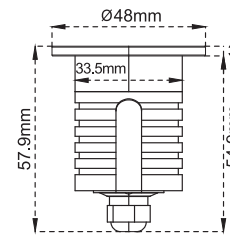
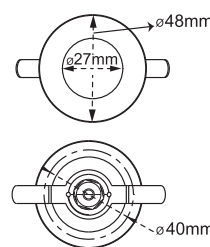

Embedded part



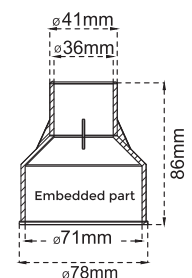
CL-IG066-624-3K-BL



CL-IG024-124-SS



CL-IG048-324-SS



- CL-IG066-624: Die-cast aluminum
- CL-IG024-124: Stainless steel body
- CL-IG048-324: Stainless steel 304 body with ABS embedded enclosure
- Pretreated powder coating for outdoor use
- CRI > 90
- Operating temp: -40°C to +40°C
- Lifetime > 50,000 hrs
- 5-Year Warranty