
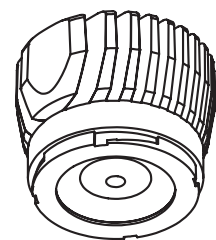
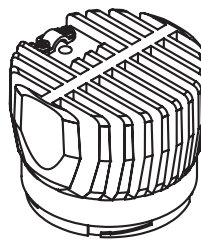
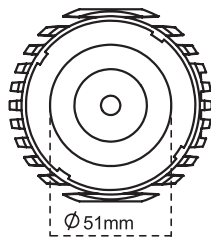
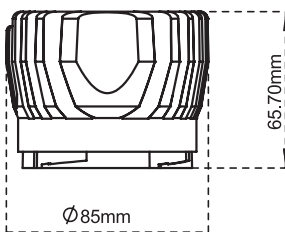


3.5-Inch Modular LED Downlights



Product Code	Input Voltage	Power	Lumen	Color Temp	Beam angle
CL-DL3-3512-40D-5CCT	120VAC 50/60Hz	12W	1050lm	5CCT Adjustable 2700K,3000K,3500K,4000K,5000K	40°



Installation plate is available

- Interchangeable components for easy customization and maintenance.
- Frames available in round or square shapes, with trim or trimless options, in white or black finishes.
- cETL certificate

